


ORIGINAL

IN THE UNITED STATES DISTRICT COURT
FOR THE NORTHERN DISTRICT OF TEXAS
DALLAS DIVISION



MICHAEL J. QUILLING, RECEIVER FOR §
SARDAUKAR HOLDINGS, IBC and §
BRADLEY C. STARK, §
Plaintiff, §

v. §

Civil Action No. 3:05-CV-1465-L

HANS TSCHBAUM and MICHAEL §
TSCHBAUM, §
Defendants. §

(Jury Trial Demanded)

**SUPPLEMENTAL APPENDIX TO PLAINTIFF'S REPLY
IN SUPPORT OF MOTION FOR PRELIMINARY INJUNCTION**

Exhibit "A" - Supplemental Declaration of Michael J. Quilling, Receiver, in Support of Plaintiff's Motion for Preliminary Injunction

Exhibit "B" - Declaration of Toni Rossetti (with exhibit)

EXHIBIT “A”

various and sundry other personal items of varying costs, including, *inter alia*, Rolex watches - and with more than a few trips to the ATM machine - rather than any sort of investment activities. Defendants attempt to classify these payments to them as “referral fees based upon profits earned in the accounts of the customers” they allegedly referred to the *Ponzi* scheme mastermind, Stark. There simply were no investment programs from which profits were earned.


3. As this Court’s duly appointed and qualified receiver, I have no interest in coercing a settlement of this matter with Defendants. My charter, as set by this Court, is to aggressively engage in the investigation and recovery of funds stolen from innocent investors in the fraudulent scheme perpetrated by Sardaukar and Stark. In this regard, having conclusively traced such investor funds directly into the hands of Defendants, my ultimate intent is to secure as close to a 100% recovery of such funds, and property purchased with such funds, from Defendants, limited only by the diminished value and/or amounts of such funds and property. In order to accomplish this, the funds and property need to be frozen by the Court now, preserving the *status quo* pending trial, in order to minimize their diminution in value.

4. The Stark and Hans Tschebaum affidavits, aside from referring to and attaching forged ManPro records, contain unabashed perjury. Sardaukar did not open “separate accounts for each investor” at ManPro as represented in their affidavits, and investor funds were, in fact, routinely co-mingled as clearly demonstrated by the Sardaukar account records attached to my original Declaration.

5. Defendants’ claims that the investor funds and Maserati are “their property” to which the Receiver “has no legal claim” are simply wrong. I have amply demonstrated that the funds and vehicle are directly traceable to pooled funds given to Sardaukar and Stark by investors in the scheme. According to applicable law, the assets are imposed with a constructive trust.

6. I declare under penalty of perjury and in accordance with 28 U.S.C. § 1746 that the foregoing is true and correct.

EXECUTED in Dallas, Texas this 22nd day of February, 2006.



Michael J. Quilling, Receiver

EXHIBIT “B”

**IN THE UNITED STATES DISTRICT COURT
FOR THE NORTHERN DISTRICT OF TEXAS
DALLAS DIVISION**

**MICHAEL J. QUILLING, RECEIVER FOR
SARDAUKAR HOLDINGS, IBC AND
BRADLEY C. STARK**

Plaintiff,

vs.

Civil Action No. 3:05-
CV-1465-H

**HANS TSCHEBAUM AND MICHAEL
TSCHEBAUM**

Defendants,

DECLARATION OF TONI ROSSETTI

I, Toni Rossetti, do hereby declare under penalty of perjury, in accordance with 28 U.S.C. § 1746, that the following is true and correct, and that I am competent to testify to the matters stated herein.

1. I am employed as a Compliance Manager in the Chicago office of Man Financial Inc (“Man Financial”). Man Financial is registered with the Commodity Futures Trading Commission as a licensed Futures Commission Merchant. I have been employed in this position since April of 2002.

2. As a result of my duties as Compliance Manager for Man Financial, I am familiar with the type, form, and substance of account statements generated by Man Financial and ManPro Futures.

3. I have reviewed the exhibits to the “Declaration of Bradley C. Stark In Support of Response of Defendants to Motion for Issuance of Preliminary Injunction”, a true and correct copy of which is attached hereto as Exhibit “A”. Exhibit A purports to be a series of “Daily Commodity Statements” for an account at ManPro Futures, a division of Man Financial, entitled SARDAUKAR HOLDINGS IBC (DIR) ***INTERNATIONAL CONSULTANTS AND REFRERALS INC.*** and having an account number of E G27 SARDKR 40118.

4. I have reviewed the documents contained in Exhibit A and determined that the account number for the account does not match the name on the account and that the account as styled in Exhibit A does not exist. Further, the documents attached hereto as Exhibit A were not generated by either Man Financial or ManPro Futures.


5. The only accounts at Man Financial in the name of or associated with Sardaukar Holdings IBC (“Sardaukar”), that I am aware of, were styled as Sardaukar Holdings IBC (E/S), account no. E G27 VANKR 40346 and Sardaukar Holdings IBC (DIR), account no. E G27 VANKR 40112 (collectively “the Sardaukar accounts”).

6. On July 7, 2005, and at the direction of Michael Quilling as receiver for Sardaukar Holdings, IBC and Bradley C. Stark, Man Financial closed account no. E G27 VANKR 40346 and sent the entire balance in the amount of \$323,629.79 to the Receiver. On July 8, 2005, Man Financial closed account no. E G27 VANKR 40112 and sent the entire balance in the amount of \$430,947.63 to the Receiver.

7. Other than account nos. E G27 VANKR 40346 and E G27 VANKR 40112, I am not aware of any other Sardaukar accounts. In addition, I am not aware of

any other accounts established by Sardaukar for the benefit of any investors or in which Sardaukar had a beneficial interest.

Executed: February 21, 2006



Toni Rossetti

Exhibit “A”

DAILY COMMODITY STATEMENT

ACCOUNT NUMBER: E G27 SARDKR 40118
STATEMENT DATE: DEC 15, 2004



INTRODUCED BY:
VANKAR TRADING CORP

SARDAUKAR HOLDINGS IBC (DIR)
* * * INTERNATIONAL CONSULTANTS & REFERRALS INC * * *
14 WALL STREET (E/S)
20TH FLOOR
NEW YORK NY 10005

* * * * * C O N F I R M A T I O N * * * * *									
THE FOLLOWING TRADES HAVE BEEN MADE THIS DAY FOR YOUR ACCOUNT AND RISK.									
TRADE	SETTL	AT	BUY	SELL	CONTRACT DESCRIPTION	EX	TRADE PRICE	CC	DEBIT/CREDIT
12/15/4	F1			4	MAR 05 CBT MINI \$5 DJ ECBOT TRADES	01	106.6600	US	
12/15/4	F1			4	MAR 05 CBT MINI \$5 DJ ECBOT TRADES	01	106.6700	US	
12/15/4	F1		4		MAR 05 CBT MINI \$5 DJ ECBOT TRADES	01	106.7600	US	
12/15/4	F1		4		MAR 05 CBT MINI \$5 DJ ECBOT TRADES	01	107.0400	US	
	F1		8*	8*					COMMISSION US 56.00DR
	F1				AVERAGE LONG: 106.900	CLEARING/PRCSNG FEES US			80DR
	F1				AVERAGE SHORT: 106.665	EXCHANGE FEES US			12.00DR
	F1					NFA FEES US			.32DR
	F1					TRANSACTION FEES US			1.60DR
12/15/4	F1			4	MAR 05 IMM MINI RUSL GLOBEX TRADE	16	647.70	US	
12/15/4	F1		4		MAR 05 IMM MINI RUSL GLOBEX TRADE	16	649.60	US	
	F1		4*	4*					COMMISSION US 28.00DR
	F1				AVERAGE LONG: 649.600	CLEARING/PRCSNG FEES US			5.12DR
	F1				AVERAGE SHORT: 647.700	EXCHANGE FEES US			4.00DR
	F1					NFA FEES US			16DR
	F1					TRANSACTION FEES US			60DR
12/15/4	F1			16	MAR 05 EMINI S&P 500 GLOBEX TRADE	16	1204.00	US	
12/15/4	F1			8	MAR 05 EMINI S&P 500 GLOBEX TRADE	16	1204.75	US	
12/15/4	F1		12		MAR 05 EMINI S&P 500 GLOBEX TRADE	16	1205.00	US	
12/15/4	F1		4		MAR 05 EMINI S&P 500 GLOBEX TRADE	16	1207.75	US	
12/15/4	F1		8		MAR 05 EMINI S&P 500 GLOBEX TRADE	16	1208.00	US	
	F1		24*	24*					COMMISSION US 168.00DR
	F1				AVERAGE LONG: 1206.458	CLEARING/PRCSNG FEES US			30.72DR
	F1				AVERAGE SHORT: 1204.250	EXCHANGE FEES US			24.00DR
	F1					NFA FEES US			96DR
	F1					TRANSACTION FEES US			4.80DR

Please report any differences immediately to your broker or Customer Service at 1-800-358-3143. The failure to immediately exercise your right to have errors corrected will be deemed your agreement that this statement is correct and ratified. Notwithstanding the foregoing we may, upon discovery of any error or omission, correct the error or omission and put the account in the same position it would have been in if the error or omission had not occurred. Customers should be aware that information concerning settlement prices, option expiration dates and last trading dates are provided by an outside service and is subject to change without notice. Accordingly, there is no guarantee that such information is or will remain accurate. Customers are therefore directed to confirm all such information with their broker prior to trading or taking other action in reliance upon this information.

E. & O.E.
RETAIN FOR TAX RECORDS

DAILY COMMODITY STATEMENT

ACCOUNT NUMBER E G27 SARDKR 40118
STATEMENT DATE: DEC 15, 2004



INTRODUCED BY:
VANKAR TRADING CORP

SARDAUKAR HOLDINGS IBC (DIR)
* * *INTERNATIONAL CONSULTANTS & REFERRALS INC* * *
14 WALL STREET (E/S)
20TH FLOOR
NEW YORK NY 10005

PAGE 2

TRADE	SETTL	AT	BUY	SELL	PURCHASE & CONTRACT DESCRIPTION	SALE	EX	TRADE PRICE	CC	DEBIT/CREDIT
12/15/4		F1			4 MAR 05 CBT MINI \$5 DJ		01	106.6600	US	
12/15/4		F1			4 MAR 05 CBT MINI \$5 DJ		01	106.6700	US	
12/15/4		F1	4		MAR 05 CBT MINI \$5 DJ		01	106.7600	US	
12/15/4		F1	4		MAR 05 CBT MINI \$5 DJ		01	107.0400	US	
		F1	8*							GROSS PROFIT OR LOSS US 940.00DR
		F1								NET PROFIT OR LOSS FROM TRADES US 940.00DR
12/15/4		F1			4 MAR 05 IMM MINI RUSL		16	647.70	US	
12/15/4		F1	4		GLOBEX TRADE MAR 05 IMM MINI RUSL		16	649.60	US	
		F1	4*		GLOBEX TRADE					GROSS PROFIT OR LOSS US 760.00DR
		F1								NET PROFIT OR LOSS FROM TRADES US 760.00DR
12/15/4		F1			16 MAR 05 EMINI S&P 500		16	1204.00	US	
12/15/4		F1			GLOBEX TRADE 8 MAR 05 EMINI S&P 500		16	1204.75	US	
12/15/4		F1	12		GLOBEX TRADE MAR 05 EMINI S&P 500		16	1205.00	US	
12/15/4		F1	4		GLOBEX TRADE MAR 05 EMINI S&P 500		16	1207.75	US	
12/15/4		F1	8		GLOBEX TRADE MAR 05 EMINI S&P 500		16	1208.00	US	
		F1	24*							GROSS PROFIT OR LOSS US 2,650.00DR
		F1								NET PROFIT OR LOSS FROM TRADES US 2,650.00DR

TRADE	SETTL	AT	LONG	SHORT	OPEN POSITIONS CONTRACT DESCRIPTION	EX	PRICE	CC	DEBIT/CREDIT
12/09/4		F1			4 MAR 05 EMINI S&P 500		1191.75	US	3,090.00DR
					4* GLOBEX TRADE				
					AVERAGE SHORT: 1191.750		CLOSE 1207.20		3,090.00DR

	*** U.S. DOLLARS ***	** CONVERTED TOTAL **
BEGINNING BALANCE	371,266.63	371,266.63
COMMISSION	252.00DR	252.00DR
CLEARING/PROCESSING FEES	36.64DR	36.64DR
EXCHANGE FEES	40.00DR	40.00DR
TRANSACTION FEES	7.20DR	7.20DR
NFA FEES	1.44DR	1.44DR
TOTAL FEES	85.28DR	85.28DR
GROSS PROFIT OR LOSS	4,350.00DR	4,350.00DR
NET PROFIT/LOSS FROM TRADES	4,687.28DR	4,687.28DR
ENDING BALANCE	366,579.35	366,579.35

Please report any differences immediately to your broker or Customer Service at 1-800-358-3143. The failure to immediately exercise your right to have errors corrected will be deemed your agreement that this statement is correct and ratified. Notwithstanding the foregoing we may, upon discovery of any error or omission, correct the error or omission and put the account in the same position it would have been in if the error or omission had not occurred. Customers should be aware that information concerning settlement prices, option expiration dates and last trading dates are provided by an outside service and is subject to change without notice. Accordingly, there is no guarantee that such information is or will remain accurate. Customers are therefore directed to confirm all such information with their broker prior to trading or taking other action in reliance upon this information.

E. & O.E.
RETAIN FOR TAX RECORDS

5

DAILY COMMODITY STATEMENT

ACCOUNT NUMBER: E G27 SARDKR 40118
 STATEMENT DATE: DEC 15, 2004



INTRODUCED BY:
 VANKAR TRADING CORP

SARDAUKAR HOLDINGS IBC (DIR)
 * * * INTERNATIONAL CONSULTANTS & REFERRALS INC * * *
 14 WALL STREET (E/S)
 20TH FLOOR
 NEW YORK NY 10005

PAGE 3

	*** U.S. DOLLARS ***	** CONVERTED TOTAL *
OPEN TRADE EQUITY	3,090.00DR	3,090.00DR
TOTAL EQUITY	363,489.35	363,489.35
ACCOUNT VALUE AT MARKET	363,489.35	363,489.35
INITIAL MARGIN REQUIREMENT	16,000.00	16,000.00
MAINTENANCE MARGIN REQUIREMENT	12,800.00	12,800.00
EXCESS EQUITY	347,489.35	347,489.35

Please report any differences immediately to your broker or Customer Service at 1-800-358-3143. The failure to immediately exercise your right to have errors corrected will be deemed your agreement that this statement is correct and ratified. Notwithstanding the foregoing we may, upon discovery of any error or omission, correct the error or omission and put the account in the same position it would have been in if the error or omission had not occurred. Customers should be aware that information concerning settlement prices, option expiration dates and last trading dates are provided by an outside service and is subject to change without notice. Accordingly, there is no guarantee that such information is or will remain accurate. Customers are therefore directed to confirm all such information with their broker prior to trading or taking other action in reliance upon this information.

E. & O.E.
 RETAIN FOR TAX RECORDS

DAILY COMMODITY STATEMENT

ACCOUNT NUMBER: E G27 SARDKR 40118
 STATEMENT DATE: DEC 29, 2004



INTRODUCED BY:
 VANKAR TRADING CORP

SARDAUKAR HOLDINGS IBC (DIR)
 * * * INTERNATIONAL CONSULTANTS & REFERRALS INC * * *
 14 WALL STREET (E/S)
 20TH FLOOR
 NEW YORK NY 10005

* * * * * C O N F I R M A T I O N * * * * *												
THE FOLLOWING TRADES HAVE BEEN MADE THIS DAY FOR YOUR ACCOUNT AND RISK.												
TRADE	SETTL	AT	BUY	SELL	CONTRACT DESCRIPTION	EX	TRADE PRICE	CC	DEBIT/CREDIT			
12/29/4		F1		4	MAR 05 CBT MINI \$5 DJ	01	108.2600	US				
12/29/4		F1	4		ECBOT TRADES							
		F1	4*	4*	MAR 05 CBT MINI \$5 DJ	01	108.4500	US				
		F1			ECBOT TRADES							
		F1			AVERAGE LONG: 108.450			COMMISSION US	28.00DR			
		F1			AVERAGE SHORT: 108.260			CLEARING/PRCSNG FEES US	.40DR			
		F1						EXCHANGE FEES US	6.00DR			
		F1						NFA FEES US	.16DR			
		F1						TRANSACTION FEES US	80DR			
12/29/4		F1	4		MAR 05 EMINI S&P 500	16	1214.00	US				
12/29/4		F1	8		GLOBEX TRADE							
12/29/4		F1		12	MAR 05 EMINI S&P 500	16	1214.25	US				
		F1			GLOBEX TRADE							
		F1	12*	12*	MAR 05 EMINI S&P 500	16	1215.00	US				
		F1			GLOBEX TRADE							
		F1			AVERAGE LONG: 1214.166			COMMISSION US	84.00DR			
		F1			AVERAGE SHORT: 1215.000			CLEARING/PRCSNG FEES US	15.36DR			
		F1						EXCHANGE FEES US	12.00DR			
		F1						NFA FEES US	.48DR			
		F1						TRANSACTION FEES US	2.40DR			
* * * * * P U R C H A S E & S A L E * * * * *												
TRADE	SETTL	AT	BUY	SELL	CONTRACT DESCRIPTION	EX	TRADE PRICE	CC	DEBIT/CREDIT			
12/29/4		F1		4	MAR 05 CBT MINI \$5 DJ	01	108.2600	US				
12/29/4		F1	4		MAR 05 CBT MINI \$5 DJ	01	108.4500	US				
		F1	4*	4*				GROSS PROFIT OR LOSS US	380.00DR			
		F1						NET PROFIT OR LOSS FROM TRADES US	380.00DR			
12/29/4		F1	4		MAR 05 EMINI S&P 500	16	1214.00	US				
12/29/4		F1	8		GLOBEX TRADE							
12/29/4		F1		12	MAR 05 EMINI S&P 500	16	1214.25	US				
		F1			GLOBEX TRADE							
		F1	12*	12*	MAR 05 EMINI S&P 500	16	1215.00	US				
		F1			GLOBEX TRADE							
		F1						GROSS PROFIT OR LOSS US	500.00			
		F1						NET PROFIT OR LOSS FROM TRADES US	500.00			

Please report any differences immediately to your broker or Customer Service at 1-800-358-3143. The failure to immediately exercise your right to have errors corrected will be deemed your agreement that this statement is correct and ratified. Notwithstanding the foregoing we may, upon discovery of any error or omission, correct the error or omission and put the account in the same position it would have been in if the error or omission had not occurred. Customers should be aware that information concerning settlement prices, option expiration dates and last trading dates are provided by an outside service and is subject to change without notice. Accordingly, there is no guarantee that such information is or will remain accurate. Customers are therefore directed to confirm all such information with their broker prior to trading or taking other action in reliance upon this information.

E. & O. E.
 RETAIN FOR TAX RECORDS

DAILY COMMODITY STATEMENT

ACCOUNT NUMBER: E G27 SARDKR 40118
 STATEMENT DATE: DEC 29, 2004



INTRODUCED BY:
 VANKAR TRADING CORP

SARDAUKAR HOLDINGS IBC (DIR)
 * * * INTERNATIONAL CONSULTANTS & REFERRALS INC * * *
 14 WALL STREET (E/S)
 20TH FLOOR
 NEW YORK NY 10005

PAGE 2

TRADE	SETTL	AT	LONG	SHORT	CONTRACT DESCRIPTION	EX	PRICE	CC	DEBIT/CREDIT
12/21/4		F1	4		MAR 05 EMINI S&P 500	16	1204.75	US	2,450.00
			4*		GLOBEX TRADE				
					AVERAGE LONG:		1204.750		
					CLOSE		1217.00		2,450.00
*** U.S. DOLLARS *** ** CONVERTED TOTAL *									
BEGINNING BALANCE							355,444.35		355,444.35
COMMISSION							112.00DR		112.00DR
CLEARING/PROCESSING FEES							15.76DR		15.76DR
EXCHANGE FEES							18.00DR		18.00DR
TRANSACTION FEES							3.20DR		3.20DR
NFA FEES							.64DR		.64DR
TOTAL FEES							37.60DR		37.60DR
GROSS PROFIT OR LOSS							120.00		120.00
NET PROFIT/LOSS FROM TRADES							29.60DR		29.60DR
ENDING BALANCE							355,414.75		355,414.75
OPEN TRADE EQUITY							2,450.00		2,450.00
TOTAL EQUITY							357,864.75		357,864.75
ACCOUNT VALUE AT MARKET							357,864.75		357,864.75
INITIAL MARGIN REQUIREMENT							16,000.00		16,000.00
MAINTENANCE MARGIN REQUIREMENT							12,800.00		12,800.00
EXCESS EQUITY							341,864.75		341,864.75

Please report any differences immediately to your broker or Customer Service at 1-800-358-3143. The failure to immediately exercise your right to have errors corrected will be deemed your agreement that this statement is correct and ratified. Notwithstanding the foregoing we may, upon discovery of any error or omission, correct the error or omission and put the account in the same position it would have been in if the error or omission had not occurred. Customers should be aware that information concerning settlement prices, option expiration dates and last trading dates are provided by an outside service and is subject to change without notice. Accordingly, there is no guarantee that such information is or will remain accurate. Customers are therefore directed to confirm all such information with their broker prior to trading or taking other action in reliance upon this information.

E. & O.E.
 RETAIN FOR TAX RECORDS

DAILY COMMODITY STATEMENT

ACCOUNT NUMBER: E G27 SARDKR 40118
STATEMENT DATE: JAN 21, 2005



INTRODUCED BY:
VANKAR TRADING CORP

SARDAUKAR HOLDINGS IBC (DIR)
* * *INTERNATIONAL CONSULTANTS & REFERRALS INC* * *
14 WALL STREET (E/S)
20TH STREET
NEW YORK NY 10005

* * * * * C O N F I R M A T I O N * * * * *									
THE FOLLOWING TRADES	HAVE BEEN MADE	THIS DAY	FOR	YOUR ACCOUNT AND RISK.	CONTRACT DESCRIPTION	EX	TRADE PRICE	CC	DEBIT/CREDIT
TRADE	SETTL	AT	BUY	SELL					
1/21/5	F1			4	MAR 05 CBT MINI \$5 DJ	01	104.0000	US	
					ECBOT TRADES				
1/21/5	F1		8		MAR 05 CBT MINI \$5 DJ	01	104.4800	US	
					ECBOT TRADES				
1/21/5	F1			4	MAR 05 CBT MINI \$5 DJ	01	104.7300	US	
					ECBOT TRADES				
	F1		8*						56.00DR
	F1			8*	AVERAGE LONG: 104.480			CLEARING/PRCSNG FEES US	80DR
	F1				AVERAGE SHORT: 104.365			EXCHANGE FEES US	12 00DR
	F1							NFA FEES US	32DR
	F1							TRANSACTION FEES US	1.60DR
1/21/5	F1			4	MAR 05 IMM MINI RUSL	16	614.10	US	
					GLOBEX TRADE				
1/21/5	F1		4		MAR 05 IMM MINI RUSL	16	615.90	US	
					GLOBEX TRADE				
	F1		4*						28.00DR
	F1			4*	AVERAGE LONG: 615.900			CLEARING/PRCSNG FEES US	5.12DR
	F1				AVERAGE SHORT: 614.100			EXCHANGE FEES US	4.00DR
	F1							NFA FEES US	.16DR
	F1							TRANSACTION FEES US	80DR
1/21/5	F1		4		MAR 05 EMINI S&P 500	16	1168.25	US	
					GLOBEX TRADE				
1/21/5	F1			4	MAR 05 EMINI S&P 500	16	1168 25	US	
					GLOBEX TRADE				
1/21/5	F1		4		MAR 05 EMINI S&P 500	16	1168 50	US	
					GLOBEX TRADE				
1/21/5	F1			8	MAR 05 EMINI S&P 500	16	1170 00	US	
					GLOBEX TRADE				
1/21/5	F1			8	MAR 05 EMINI S&P 500	16	1170.25	US	
					GLOBEX TRADE				
1/21/5	F1		8		MAR 05 EMINI S&P 500	16	1172.00	US	
					GLOBEX TRADE				
1/21/5	F1		16		MAR 05 EMINI S&P 500	16	1172.25	US	
					GLOBEX TRADE				
1/21/5	F1			8	MAR 05 EMINI S&P 500	16	1176.50	US	
					GLOBEX TRADE				
1/21/5	F1			4	MAR 05 EMINI S&P 500	16	1177.25	US	
					GLOBEX TRADE				
	F1		32*						224 00DR
	F1			32*	AVERAGE LONG: 1171.218			CLEARING/PRCSNG FEES US	40 96DR
	F1				AVERAGE SHORT: 1172.375			EXCHANGE FEES US	32.00DR
	F1							NFA FEES US	1 28DR
	F1							TRANSACTION FEES US	6.40DR

Please report any differences immediately to your broker or Customer Service at 1-800-358-3143. The failure to immediately exercise your right to have errors corrected will be deemed your agreement that this statement is correct and ratified. Notwithstanding the foregoing we may, upon discovery of any error or omission, correct the error or omission and put the account in the same position it would have been in if the error or omission had not occurred. Customers should be aware that information concerning settlement prices, option expiration dates and last trading dates are provided by an outside service and is subject to change without notice. Accordingly, there is no guarantee that such information is or will remain accurate. Customers are therefore directed to confirm all such information with their broker prior to trading or taking other action in reliance upon this information

E. & O.E.
RETAIN FOR TAX RECORDS

DAILY COMMODITY STATEMENT

ACCOUNT NUMBER: E G27 SARDKR 40118
 STATEMENT DATE: JAN 21, 2005



INTRODUCED BY:
 VANKAR TRADING CORP

SARDAUKAR HOLDINGS IBC (DIR)
 * * * INTERNATIONAL CONSULTANTS & REFERRALS INC * * *
 14 WALL STREET (E/S)
 20TH STREET
 NEW YORK NY 10005

PAGE 2

TRADE	SETTL	AT	BUY	SELL	PUR	CHASE	&	SALE	EX	TRADE	PRICE	CC	DEBIT/CREDIT
					CONTRACT DESCRIPTION								
1/21/5		F1			4	MAR 05	CBT MINI \$5 DJ	01	104.0000	US			
1/21/5		F1	8			MAR 05	CBT MINI \$5 DJ	01	104.4800	US			
1/21/5		F1			4	MAR 05	CBT MINI \$5 DJ	01	104.7300	US			
		F1	8*		8*				GROSS PROFIT OR LOSS US			460.00DR	
		F1							NET PROFIT OR LOSS FROM TRADES US			460.00DR	
1/21/5		F1			4	MAR 05	IMM MINI RUSL	16	614.10	US			
1/21/5		F1				GLOBEX TRADE							
1/21/5		F1	4			MAR 05	IMM MINI RUSL	16	615.90	US			
		F1			4*	GLOBEX TRADE							
		F1	4*		4*				GROSS PROFIT OR LOSS US			720.00DR	
		F1							NET PROFIT OR LOSS FROM TRADES US			720.00DR	
1/21/5		F1			4	MAR 05	EMINI S&P 500	16	1168.25	US			
1/21/5		F1				GLOBEX TRADE							
1/21/5		F1			4	MAR 05	EMINI S&P 500	16	1168.25	US			
1/21/5		F1				GLOBEX TRADE							
1/21/5		F1	4			MAR 05	EMINI S&P 500	16	1168.50	US			
1/21/5		F1			8	MAR 05	EMINI S&P 500	16	1170.00	US			
1/21/5		F1				GLOBEX TRADE							
1/21/5		F1			8	MAR 05	EMINI S&P 500	16	1170.25	US			
1/21/5		F1				GLOBEX TRADE							
1/21/5		F1	8			MAR 05	EMINI S&P 500	16	1172.00	US			
1/21/5		F1				GLOBEX TRADE							
1/21/5		F1	16			MAR 05	EMINI S&P 500	16	1172.25	US			
1/21/5		F1				GLOBEX TRADE							
1/21/5		F1			8	MAR 05	EMINI S&P 500	16	1176.50	US			
1/21/5		F1				GLOBEX TRADE							
1/21/5		F1			4	MAR 05	EMINI S&P 500	16	1177.25	US			
		F1				GLOBEX TRADE							
		F1	32*		32*				GROSS PROFIT OR LOSS US			1,850.00	
		F1							NET PROFIT OR LOSS FROM TRADES US			1,850.00	
TRADE	SETTL	AT	LONG	SHORT	OPEN POSITIONS			EX	PRICE	CC	DEBIT/CREDIT		
1/14/5		F1			4	MAR 05	EMINI S&P 500	16	1186.25	US			3,530.00DR
		F1			4*	GLOBEX TRADE							
		F1				AVERAGE LONG	1186.250	CLOSE	1168.60				3,530.00DR

Please report any differences immediately to your broker or Customer Service at 1-800-358-3143. The failure to immediately exercise your right to have errors corrected will be deemed your agreement that this statement is correct and ratified. Notwithstanding the foregoing we may, upon discovery of any error or omission, correct the error or omission and put the account in the same position it would have been in if the error or omission had not occurred. Customers should be aware that information concerning settlement prices, option expiration dates and last trading dates are provided by an outside service and is subject to change without notice. Accordingly, there is no guarantee that such information is or will remain accurate. Customers are therefore directed to confirm all such information with their broker prior to trading or taking other action in reliance upon this information.

E & O E
 RETAIN FOR TAX RECORDS

DAILY COMMODITY STATEMENT

ACCOUNT NUMBER: E G27 SARDKR 40118
 STATEMENT DATE: JAN 21, 2005



INTRODUCED BY:
 VANKAR TRADING CORP

SARDAUKAR HOLDINGS IBC (DIR)
 * * *INTERNATIONAL CONSULTANTS & REFERRALS INC* * *
 14 WALL STREET (E/S)
 20TH STREET
 NEW YORK NY 10005

PAGE 3

	*** U.S. DOLLARS ***	** CONVERTED TOTAL *
BEGINNING BALANCE	335,455.49	335,455.49
COMMISSION	308.00DR	308.00DR
CLEARING/PROCESSING FEES	46.88DR	46.88DR
EXCHANGE FEES	48.00DR	48.00DR
TRANSACTION FEES	8.80DR	8.80DR
NFA FEES	1.76DR	1.76DR
TOTAL FEES	105.44DR	105.44DR
GROSS PROFIT OR LOSS	670.00	670.00
NET PROFIT/LOSS FROM TRADES	256.56	256.56
ENDING BALANCE	335,712.05	335,712.05
OPEN TRADE EQUITY	3,530.00DR	3,530.00DR
TOTAL EQUITY	332,182.05	332,182.05
ACCOUNT VALUE AT MARKET	332,182.05	332,182.05
INITIAL MARGIN REQUIREMENT	16,000.00	16,000.00
MAINTENANCE MARGIN REQUIREMENT	12,800.00	12,800.00
EXCESS EQUITY	306,182.05	306,182.05

Please report any differences immediately to your broker or Customer Service at 1-800-358-3143. The failure to immediately exercise your right to have errors corrected will be deemed your agreement that this statement is correct and ratified. Notwithstanding the foregoing we may, upon discovery of any error or omission, correct the error or omission and put the account in the same position it would have been in if the error or omission had not occurred. Customers should be aware that information concerning settlement prices, option expiration dates and last trading dates are provided by an outside service and is subject to change without notice. Accordingly, there is no guarantee that such information is or will remain accurate. Customers are therefore directed to confirm all such information with their broker prior to trading or taking other action in reliance upon this information.

E. & O.E.
 RETAIN FOR TAX RECORDS

DAILY COMMODITY STATEMENT

ACCOUNT NUMBER: E G27 SARDKR 40118
 STATEMENT DATE: JAN 28, 2005



INTRODUCED BY:
 VANKAR TRADING CORP

SARDAUKAR HOLDINGS IBC (DIR)
 * * *CONSULTING SERVICES LLP* * *
 14 WALL STREET (E/S)
 20TH FLOOR
 NEW YORK NY 10005

* * * * * C O N F I R M A T I O N * * * * *												
TRADE	SETTL	AT	BUY	MADE	THIS DAY	FOR	YOUR ACCOUNT AND RISK	CONTRACT DESCRIPTION	EX	TRADE PRICE	CC	DEBIT/CREDIT
1/28/5	F1		4				MAR 05 CBT MINI \$5 DJ		01	104.0100	US	
1/28/5	F1			4			ECBOT TRADES		01	104.1300	US	
	F1		4*			4*					US	28.00DR
	F1						AVERAGE LONG: 104.010	CLEARING/PRCSNG FEES			US	.40DR
	F1						AVERAGE SHORT: 104.130	EXCHANGE FEES			US	6.00DR
	F1							NFA FEES			US	.16DR
	F1							TRANSACTION FEES			US	.80DR
1/28/5	F1			4			MAR 05 IMM MINI RUSL		16	611.30	US	
1/28/5	F1		4				GLOBEX TRADE		16	613.10	US	
	F1		4*			4*					US	28.00DR
	F1						AVERAGE LONG: 613.100	CLEARING/PRCSNG FEES			US	5.12DR
	F1						AVERAGE SHORT: 611.300	EXCHANGE FEES			US	4.00DR
	F1							NFA FEES			US	.16DR
	F1							TRANSACTION FEES			US	.80DR
1/28/5	F1			4			MAR 05 EMINI S&P 500		16	1168.25	US	
1/28/5	F1		4				GLOBEX TRADE		16	1168.75	US	
1/28/5	F1		8				MAR 05 EMINI S&P 500		16	1169.25	US	
1/28/5	F1			4			GLOBEX TRADE		16	1169.75	US	
1/28/5	F1			8			MAR 05 EMINI S&P 500		16	1170.50	US	
1/28/5	F1			4			GLOBEX TRADE		16	1171.00	US	
1/28/5	F1		4				MAR 05 EMINI S&P 500		16	1172.00	US	
1/28/5	F1			8			GLOBEX TRADE		16	1172.25	US	
1/28/5	F1		4				MAR 05 EMINI S&P 500		16	1172.50	US	
	F1		20*			28*					US	168.00DR
	F1						AVERAGE LONG: 1170.350	CLEARING/PRCSNG FEES			US	30.72DR
	F1						AVERAGE SHORT: 1170.642	EXCHANGE FEES			US	24.00DR
	F1							NFA FEES			US	.96DR
	F1							TRANSACTION FEES			US	4.80DR
1/28/5	F1			4			MAR 05 IMM EMINI NSDQ		16	1495.00	US	
							GLOBEX TRADE					

Please report any differences immediately to your broker or Customer Service at 1-800-358-3143. The failure to immediately exercise your right to have errors corrected will be deemed your agreement that this statement is correct and ratified. Notwithstanding the foregoing we may, upon discovery of any error or omission, correct the error or omission and put the account in the same position it would have been in if the error or omission had not occurred. Customers should be aware that information concerning settlement prices, option expiration dates and last trading dates are provided by an outside service and is subject to change without notice. Accordingly, there is no guarantee that such information is or will remain accurate. Customers are therefore directed to confirm all such information with their broker prior to trading or taking other action in reliance upon this information.

E. & O.E.
 RETAIN FOR TAX RECORDS

DAILY COMMODITY STATEMENT

ACCOUNT NUMBER: E G27 SARDKR 40118
STATEMENT DATE: JAN 28, 2005



INTRODUCED BY:
VANKAR TRADING CORP

SARDAUKAR HOLDINGS IBC (DIR)
* * *INTERNATIONAL CONSULTANTS AND REFERRALS INC* * *
14 WALL STREET (E/S)
20TH FLOOR
NEW YORK NY 10005

PAGE 2

TRADE	SETTL	AT	BUY	SELL	CONTRACT DESCRIPTION	EX	TRADE PRICE	CC	DEBIT/CREDIT
1/28/5		F1	4		MAR 05 IMM EMINI NSDQ	16	1503.00	US	
		F1	4*	4*	COMMISSION US				28.00DR
		F1			AVERAGE LONG: 1503.000				5.12DR
		F1			AVERAGE SHORT: 1495.000				4.00DR
		F1							.16DR
		F1							80DR
* * *	* * *	* * *	* * *	* * *	P U R C H A S E & S A L E * * *				* * *
TRADE	SETTL	AT	BUY	SELL	CONTRACT DESCRIPTION	EX	TRADE PRICE	CC	DEBIT/CREDIT
1/28/5		F1	4		MAR 05 CBT MINI \$5 DJ	01	104.0100	US	
1/28/5		F1		4	MAR 05 CBT MINI \$5 DJ	01	104.1300	US	
		F1	4*	4*	GROSS PROFIT OR LOSS US				240.00
		F1			NET PROFIT OR LOSS FROM TRADES US				240.00
1/28/5		F1		4	MAR 05 IMM MINI RUSL	16	611.30	US	
1/28/5		F1	4		MAR 05 IMM MINI RUSL	16	613.10	US	
		F1	4*	4*	GROSS PROFIT OR LOSS US				720.00DR
		F1			NET PROFIT OR LOSS FROM TRADES US				720.00DR
1/14/5		F1	4		MAR 05 EMINI S&P 500	16	1186.25	US	
1/28/5		F1		4	MAR 05 EMINI S&P 500	16	1168.25	US	
1/28/5		F1	4		MAR 05 EMINI S&P 500	16	1168.75	US	
1/28/5		F1	8		MAR 05 EMINI S&P 500	16	1169.25	US	
1/28/5		F1		4	MAR 05 EMINI S&P 500	16	1169.75	US	
1/28/5		F1		8	MAR 05 EMINI S&P 500	16	1170.50	US	
1/28/5		F1		4	MAR 05 EMINI S&P 500	16	1171.00	US	
1/28/5		F1	4		MAR 05 EMINI S&P 500	16	1172.00	US	
1/28/5		F1		4	MAR 05 EMINI S&P 500	16	1172.25	US	
1/28/5		F1	4		MAR 05 EMINI S&P 500	16	1172.50	US	
		F1	24*	24*	GROSS PROFIT OR LOSS US				3,150.00DR
		F1			NET PROFIT OR LOSS FROM TRADES US				50.00DR
1/28/5		F1		4	MAR 05 IMM EMINI NSDQ	16	1495.00	US	
1/28/5		F1	4		MAR 05 IMM EMINI NSDQ	16	1503.00	US	
		F1	4*	4*	GROSS PROFIT OR LOSS US				640.00DR

Please report any differences immediately to your broker or Customer Service at 1-800-358-3143. The failure to immediately exercise your right to have errors corrected will be deemed your agreement that this statement is correct and ratified. Notwithstanding the foregoing we may, upon discovery of any error or omission, correct the error or omission and put the account in the same position it would have been in if the error or omission had not occurred. Customers should be aware that information concerning settlement prices, option expiration dates and last trading dates are provided by an outside service and is subject to change without notice. Accordingly, there is no guarantee that such information is or will remain accurate. Customers are therefore directed to confirm all such information with their broker prior to trading or taking other action in reliance upon this information.

E. & O.E.
RETAIN FOR TAX RECORDS

DAILY COMMODITY STATEMENT

ACCOUNT NUMBER: E G27 SARDKR 40118
 STATEMENT DATE: JAN 28, 2005



INTRODUCED BY:
 VANKAR TRADING CORP

SARDAUKAR HOLDINGS IBC (DIR)
 * * * INTERNATIONAL CONSULTANTS AND REFERRALS INC * * *
 14 WALL STREET (E/S)
 20TH FLOOR
 NEW YORK NY 10005

PAGE 3

TRADE	SETTL	AT	BUY	SELL	CONTRACT DESCRIPTION	EX	TRADE PRICE	CC	DEBIT/CREDIT
		F1			NET PROFIT OR LOSS			US	640.00DR
* * *	* * *	* * *	* * *	O P E N	P O S I T I O N S				
TRADE	SETTL	AT	LONG	SHORT	CONTRACT DESCRIPTION	EX	PRICE	CC	DEBIT/CREDIT
1/28/5		F1		4	MAR 05 EMINI S&P 500	16	1172.25	US	490.00DR
				4*	GLOBEX TRADE				
					AVERAGE SHORT:	CLOSE	1174.70		490.00DR

	*** U.S. DOLLARS ***	** CONVERTED TOTAL *
BEGINNING BALANCE	354,939.01	354,939.01
COMMISSION	252.00DR	252.00DR
CLEARING/PROCESSING FEES	41.36DR	41.36DR
EXCHANGE FEES	38.00DR	38.00DR
TRANSACTION FEES	7.20DR	7.20DR
NFA FEES	1.44DR	1.44DR
TOTAL FEES	88.00DR	88.00DR
GROSS PROFIT OR LOSS	4,270.00DR	4,270.00DR
NET PROFIT/LOSS FROM TRADES	4,610.00DR	4,610.00DR
ENDING BALANCE	350,329.01	350,329.01
OPEN TRADE EQUITY	490.00DR	490.00DR
TOTAL EQUITY	349,839.01	349,839.01
ACCOUNT VALUE AT MARKET	349,839.01	349,839.01
INITIAL MARGIN REQUIREMENT	16,000.00	16,000.00
MAINTENANCE MARGIN REQUIREMENT	12,800.00	12,800.00
EXCESS EQUITY	333,839.01	333,839.01

Please report any differences immediately to your broker or Customer Service at 1-800-358-3143. The failure to immediately exercise your right to have errors corrected will be deemed your agreement that this statement is correct and ratified. Notwithstanding the foregoing we may, upon discovery of any error or omission, correct the error or omission and put the account in the same position it would have been in if the error or omission had not occurred. Customers should be aware that information concerning settlement prices, option expiration dates and last trading dates are provided by an outside service and is subject to change without notice. Accordingly, there is no guarantee that such information is or will remain accurate. Customers are therefore directed to confirm all such information with their broker prior to trading or taking other action in reliance upon this information.

E & O.E.
 RETAIN FOR TAX RECORDS

DAILY COMMODITY STATEMENT

ACCOUNT NUMBER: E G27 SARDKR 40118
STATEMENT DATE: FEB 11, 2005



INTRODUCED BY:
VANKAR TRADING CORP

SARDAUKAR HOLDINGS IBC (DIR)
* * *INTERNATIONAL CONSULTANTS & REFERRALS INC* * *
14 WALL STREET (E/S)
20TH FLOOR
NEW YORK NY 10005

* * * * * C O N F I R M A T I O N * * * * *										
THE FOLLOWING TRADES HAVE BEEN MADE THIS DAY FOR YOUR ACCOUNT AND RISK.										
TRADE	SETTL	AT	BUY	SELL	CONTRACT DESCRIPTION	EX	TRADE	PRICE	CC	DEBIT/CREDIT
2/11/5	F1			12	MAR 05 CBT MINI \$5 DJ	01	107.2700	US		
					ECBOT TRADES					
2/11/5	F1		6		MAR 05 CBT MINI \$5 DJ	01	107.3200	US		
					ECBOT TRADES					
2/11/5	F1		6		MAR 05 CBT MINI \$5 DJ	01	107.9900	US		
					ECBOT TRADES					
2/11/5	F1		1		MAR 05 CBT MINI \$5 DJ	01	108.1500	US		
					ECBOT TRADES					
2/11/5	F1		5		MAR 05 CBT MINI \$5 DJ	01	108.1600	US		
					ECBOT TRADES					
2/11/5	F1			6	MAR 05 CBT MINI \$5 DJ	01	108.1600	US		
					ECBOT TRADES					
F1			18*	18*	AVERAGE LONG: 107.822			COMMISSION US		126.00DR
F1					AVERAGE SHORT: 107.566			CLEARING/PRCSNG FEES US		1.80DR
F1								EXCHANGE FEES US		27.00DR
F1								NFA FEES US		.72DR
F1								TRANSACTION FEES US		18.00DR
2/11/5	F1			6	MAR 05 IMM MINI RUSL	16	622.60	US		
					GLOBEX TRADE					
2/11/5	F1		6		MAR 05 IMM MINI RUSL	16	624.50	US		
					GLOBEX TRADE					
F1			6*	6*	AVERAGE LONG: 624.500			COMMISSION US		30.00DR
F1					AVERAGE SHORT: 622.600			CLEARING/PRCSNG FEES US		7.68DR
F1								EXCHANGE FEES US		6.00DR
F1								NFA FEES US		.24DR
F1								TRANSACTION FEES US		6.00DR
2/11/5	F1			12	MAR 05 EMINI S&P 500	16	1194.00	US		
					GLOBEX TRADE					
2/11/5	F1		6		MAR 05 EMINI S&P 500	16	1196.75	US		
					GLOBEX TRADE					
2/11/5	F1		12		MAR 05 EMINI S&P 500	16	1197.00	US		
					GLOBEX TRADE					
2/11/5	F1		6		MAR 05 EMINI S&P 500	16	1202.50	US		
					GLOBEX TRADE					
2/11/5	F1			18	MAR 05 EMINI S&P 500	16	1205.75	US		
					GLOBEX TRADE					
2/11/5	F1			12	MAR 05 EMINI S&P 500	16	1206.00	US		
					GLOBEX TRADE					
2/11/5	F1			18	MAR 05 EMINI S&P 500	16	1206.25	US		
					GLOBEX TRADE					
2/11/5	F1			12	MAR 05 EMINI S&P 500	16	1206.50	US		
					GLOBEX TRADE					
2/11/5	F1		24		MAR 05 EMINI S&P 500	16	1208.50	US		
					GLOBEX TRADE					

Please report any differences immediately to your broker or Customer Service at 1-800-358-3143. The failure to immediately exercise your right to have errors corrected will be deemed your agreement that this statement is correct and ratified. Notwithstanding the foregoing we may, upon discovery of any error or omission, correct the error or omission and put the account in the same position it would have been in if the error or omission had not occurred. Customers should be aware that information concerning settlement prices, option expiration dates and last trading dates are provided by an outside service and is subject to change without notice. Accordingly, there is no guarantee that such information is or will remain accurate. Customers are therefore directed to confirm all such information with their broker prior to trading or taking other action in reliance upon this information.

E. & O.E.
RETAIN FOR TAX RECORDS

DAILY COMMODITY STATEMENT

ACCOUNT NUMBER: E G27 SARDKR 40118
 STATEMENT DATE: FEB 11, 2005



INTRODUCED BY:
 VANKAR TRADING CORP

SARDAUKAR HOLDINGS IBC (DIR)
 * * * INTERNATIONAL CONSULTANTS & REFERRALS INC * * *
 14 WALL STREET (E/S)
 20TH FLOOR
 NEW YORK NY 10005

PAGE 2

TRADE	SETTL	AT	BUY	SELL	CONTRACT DESCRIPTION	EX	TRADE PRICE	CC	DEBIT/CREDIT
2/11/5		F1	12		MAR 05 EMINI S&P 500	16	1208.75	US	
		F1	60*	72*	GLOBEX TRADE				
		F1			AVERAGE LONG: 1204.475			COMMISSION US	330.00DR
		F1			AVERAGE SHORT: 1204.083			CLEARING/PRCSNG FEES US	84.48DR
		F1						EXCHANGE FEES US	66.00DR
		F1						NFA FEES US	2.64DR
		F1						TRANSACTION FEES US	66.00DR
2/11/5		F1	6		MAR 05 IMM EMINI NSDQ	16	1525.00	US	
		F1			GLOBEX TRADE				
2/11/5		F1		6	MAR 05 IMM EMINI NSDQ	16	1533.50	US	
		F1	6*	6*	GLOBEX TRADE				
		F1			AVERAGE LONG: 1525.000			COMMISSION US	30.00DR
		F1			AVERAGE SHORT: 1533.500			CLEARING/PRCSNG FEES US	7.68DR
		F1						EXCHANGE FEES US	6.00DR
		F1						NFA FEES US	.24DR
		F1						TRANSACTION FEES US	6.00DR

TRADE	SETTL	AT	BUY	SELL	CONTRACT DESCRIPTION	EX	TRADE PRICE	CC	DEBIT/CREDIT
2/11/5		F1		12	MAR 05 CBT MINI \$5 DJ	01	107.2700	US	
2/11/5		F1	6		MAR 05 CBT MINI \$5 DJ	01	107.3200	US	
2/11/5		F1	6		MAR 05 CBT MINI \$5 DJ	01	107.9900	US	
2/11/5		F1	1		MAR 05 CBT MINI \$5 DJ	01	108.1500	US	
2/11/5		F1	5		MAR 05 CBT MINI \$5 DJ	01	108.1600	US	
2/11/5		F1		6	MAR 05 CBT MINI \$5 DJ	01	108.1600	US	
		F1	18*	18*				GROSS PROFIT OR LOSS US	2,305.00DR
		F1						NET PROFIT OR LOSS FROM TRADES US	2,305.00DR
2/11/5		F1		6	MAR 05 IMM MINI RUSL	16	622.60	US	
		F1			GLOBEX TRADE				
2/11/5		F1	6		MAR 05 IMM MINI RUSL	16	624.50	US	
		F1	6*	6*	GLOBEX TRADE				
		F1						GROSS PROFIT OR LOSS US	1,140.00DR
		F1						NET PROFIT OR LOSS FROM TRADES US	1,140.00DR
2/10/5		F1	6		MAR 05 EMINI S&P 500	16	1199.50	US	
		F1			GLOBEX TRADE				
2/11/5		F1		12	MAR 05 EMINI S&P 500	16	1194.00	US	
		F1			GLOBEX TRADE				
2/11/5		F1	6		MAR 05 EMINI S&P 500	16	1196.75	US	
		F1			GLOBEX TRADE				
2/11/5		F1	12		MAR 05 EMINI S&P 500	16	1197.00	US	
		F1			GLOBEX TRADE				
2/11/5		F1	6		MAR 05 EMINI S&P 500	16	1202.50	US	
		F1			GLOBEX TRADE				
2/11/5		F1		18	MAR 05 EMINI S&P 500	16	1205.75	US	
		F1			GLOBEX TRADE				

Please report any differences immediately to your broker or Customer Service at 1-800-358-3143. The failure to immediately exercise your right to have errors corrected will be deemed your agreement that this statement is correct and ratified. Notwithstanding the foregoing we may, upon discovery of any error or omission, correct the error or omission and put the account in the same position it would have been in if the error or omission had not occurred. Customers should be aware that information concerning settlement prices, option expiration dates and last trading dates are provided by an outside service and is subject to change without notice. Accordingly, there is no guarantee that such information is or will remain accurate. Customers are therefore directed to confirm all such information with their broker prior to trading or taking other action in reliance upon this information.

E. & O.E.
 RETAIN FOR TAX RECORDS

DAILY COMMODITY STATEMENT

ACCOUNT NUMBER: E G27 SARDKR 40118
 STATEMENT DATE: FEB 11, 2005



INTRODUCED BY:
 VANKAR TRADING CORP

SARDAUKAR HOLDINGS IBC (DIR)
 * * * INTERNATIONAL CONSULTANTS & REFERRALS INC * * *
 14 WALL STREET (E/S)
 20TH FLOOR
 NEW YORK NY 10005

PAGE 3

TRADE	SETTL	AT	BUY	SELL	CONTRACT DESCRIPTION	EX	TRADE PRICE	CC	DEBIT/CREDIT
2/11/5		F1		12	MAR 05 EMINI S&P 500 GLOBEX TRADE	16	1206.00	US	
2/11/5		F1		18	MAR 05 EMINI S&P 500 GLOBEX TRADE	16	1206.25	US	
2/11/5		F1		6	MAR 05 EMINI S&P 500 GLOBEX TRADE	16	1206.50	US	
2/11/5		F1	24		MAR 05 EMINI S&P 500 GLOBEX TRADE	16	1208.50	US	
2/11/5		F1	12		MAR 05 EMINI S&P 500 GLOBEX TRADE	16	1208.75	US	
		F1	66*	66*				US	GROSS PROFIT OR LOSS 525 00DR
		F1						US	NET PROFIT OR LOSS FROM TRADES 525 00DR
2/11/5		F1	6		MAR 05 IMM EMINI NSDQ GLOBEX TRADE	16	1525.00	US	
2/11/5		F1		6	MAR 05 IMM EMINI NSDQ GLOBEX TRADE	16	1533.50	US	
		F1	6*	6*				US	GROSS PROFIT OR LOSS 1,020 00
		F1						US	NET PROFIT OR LOSS FROM TRADES 1,020.00

THE FOLLOWING JOURNAL ENTRIES HAVE BEEN POSTED TO YOUR ACCOUNT.

TRADE	SETTL	AT	JOURNAL DESCRIPTION	CC	DEBIT/CREDIT
2/11/5		F1	PATS FEE 35888 MISCELLANEOUS	US	34 80DR

TRADE	SETTL	AT	LONG	SHORT	CONTRACT DESCRIPTION	EX	PRICE	CC	DEBIT/CREDIT
2/11/5		F1		6	MAR 05 EMINI S&P 500 GLOBEX TRADE	16	1206.50	US	150 00DR
				6*	AVERAGE SHORT	CLOSE	1207 00		150.00DR

	*** U.S. DOLLARS ***	** CONVERTED TOTAL *
BEGINNING BALANCE	341,080.53	341,080.53
COMMISSION	516.00DR	516.00DR
CLEARING/PROCESSING FEES	101.64DR	101.64DR
EXCHANGE FEES	105.00DR	105.00DR
TRANSACTION FEES	96.00DR	96.00DR
NFA FEES	3.84DR	3.84DR
TOTAL FEES	306.48DR	306.48DR
GROSS PROFIT OR LOSS	2,950.00DR	2,950.00DR
NET PROFIT/LOSS FROM TRADES	3,772.48DR	3,772.48DR
CASH AMOUNTS	34.80DR	34.80DR
ENDING BALANCE	337,273.25	337,273.25
OPEN TRADE EQUITY	150.00DR	150.00DR
TOTAL EQUITY	337,123.25	337,123.25

Please report any differences immediately to your broker or Customer Service at 1-800-358-3143. The failure to immediately exercise your right to have errors corrected will be deemed your agreement that this statement is correct and ratified. Notwithstanding the foregoing we may, upon discovery of any error or omission, correct the error or omission and put the account in the same position it would have been in if the error or omission had not occurred. Customers should be aware that information concerning settlement prices, option expiration dates and last trading dates are provided by an outside service and is subject to change without notice. Accordingly, there is no guarantee that such information is or will remain accurate. Customers are therefore directed to confirm all such information with their broker prior to trading or taking other action in reliance upon this information.

E. & O.E.
 RETAIN FOR TAX RECORDS

DAILY COMMODITY STATEMENT

ACCOUNT NUMBER: E G27 SARDKR 40118
STATEMENT DATE: FEB 11, 2005



INTRODUCED BY:
VANKAR TRADING CORP

SARDAUKAR HOLDINGS IBC (DIR)
* * *INTERNATIONAL CONSULTANTS & REFERRALS INC* * *
14 WALL STREET (E/S)
20TH FLOOR
NEW YORK NY 10005

PAGE 4

	*** U.S. DOLLARS ***	** CONVERTED TOTAL *
ACCOUNT VALUE AT MARKET	337,123.25	337,123.25
INITIAL MARGIN REQUIREMENT	23,625.00	23,625.00
MAINTENANCE MARGIN REQUIREMENT	18,900.00	18,900.00
EXCESS EQUITY	313,498.25	313,498.25

Please report any differences immediately to your broker or Customer Service at 1-800-358-3143. The failure to immediately exercise your right to have errors corrected will be deemed your agreement that this statement is correct and ratified. Notwithstanding the foregoing we may, upon discovery of any error or omission, correct the error or omission and put the account in the same position it would have been in if the error or omission had not occurred. Customers should be aware that information concerning settlement prices, option expiration dates and last trading dates are provided by an outside service and is subject to change without notice. Accordingly, there is no guarantee that such information is or will remain accurate. Customers are therefore directed to confirm all such information with their broker prior to trading or taking other action in reliance upon this information.

E. & O.E.
RETAIN FOR TAX RECORDS

DAILY COMMODITY STATEMENT

ACCOUNT NUMBER: E G27 SARDKR 40118
 STATEMENT DATE: FEB 18, 2005



INTRODUCED BY:
 VANKAR TRADING CORP

SARDAUKAR HOLDINGS IBC (DIR)
 * * * INTERNATIONAL CONSULTANTS & REFERRALS INC * * *
 14 WALL STREET (E/S)
 20TH FLOOR
 NEW YORK NY 10005

* * * * * C O N F I R M A T I O N * * * * *										
THE FOLLOWING TRADES HAVE BEEN MADE THIS DAY FOR YOUR ACCOUNT AND RISK.										
TRADE	SETTL	AT	BUY	SELL	CONTRACT DESCRIPTION	EX	TRADE	PRICE	CC	DEBIT/CREDIT
2/18/5		F1	5		MAR 05 CBT MINI \$5 DJ	01	107.4700	US		
					ECBOT TRADES					
2/18/5		F1	7		MAR 05 CBT MINI \$5 DJ	01	107.4800	US		
					ECBOT TRADES					
2/18/5		F1		6	MAR 05 CBT MINI \$5 DJ	01	107.5700	US		
					ECBOT TRADES					
2/18/5		F1		6	MAR 05 CBT MINI \$5 DJ	01	107.5800	US		
					ECBOT TRADES					
2/18/5		F1		6	MAR 05 CBT MINI \$5 DJ	01	107.6700	US		
					ECBOT TRADES					
2/18/5		F1	2		MAR 05 CBT MINI \$5 DJ	01	107.9000	US		
					ECBOT TRADES					
2/18/5		F1	4		MAR 05 CBT MINI \$5 DJ	01	107.9100	US		
					ECBOT TRADES					
F1			18*	18*					COMMISSION US	126 00DR
F1					AVERAGE LONG: 107.619				CLEARING/PRCSNG FEES US	1.80DR
F1					AVERAGE SHORT: 107.606				EXCHANGE FEES US	27 00DR
F1									NFA FEES US	.72DR
F1									TRANSACTION FEES US	18 00DR
2/18/5		F1	12		MAR 05 EMINI S&P 500	16	1199.50	US		
					GLOBEX TRADE					
2/18/5		F1	12		MAR 05 EMINI S&P 500	16	1199.75	US		
					GLOBEX TRADE					
2/18/5		F1	18		MAR 05 EMINI S&P 500	16	1200.00	US		
					GLOBEX TRADE					
2/18/5		F1	12		MAR 05 EMINI S&P 500	16	1200.25	US		
					GLOBEX TRADE					
2/18/5		F1		6	MAR 05 EMINI S&P 500	16	1200.25	US		
					GLOBEX TRADE					
2/18/5		F1	6		MAR 05 EMINI S&P 500	16	1200.50	US		
					GLOBEX TRADE					
2/18/5		F1	6		MAR 05 EMINI S&P 500	16	1200.75	US		
					GLOBEX TRADE					
2/18/5		F1		12	MAR 05 EMINI S&P 500	16	1200.75	US		
					GLOBEX TRADE					
2/18/5		F1		12	MAR 05 EMINI S&P 500	16	1201.00	US		
					GLOBEX TRADE					
2/18/5		F1		24	MAR 05 EMINI S&P 500	16	1202.00	US		
					GLOBEX TRADE					
F1			66*	54*					COMMISSION US	300 00DR
F1					AVERAGE LONG: 1200.022				CLEARING/PRCSNG FEES US	76.80DR
F1					AVERAGE SHORT: 1201.305				EXCHANGE FEES US	60.00DR
F1									NFA FEES US	2.40DR
F1									TRANSACTION FEES US	60.00DR

Please report any differences immediately to your broker or Customer Service at 1-800-358-3143. The failure to immediately exercise your right to have errors corrected will be deemed your agreement that this statement is correct and ratified. Notwithstanding the foregoing we may, upon discovery of any error or omission, correct the error or omission and put the account in the same position it would have been in if the error or omission had not occurred. Customers should be aware that information concerning settlement prices, option expiration dates and last trading dates are provided by an outside service and is subject to change without notice. Accordingly, there is no guarantee that such information is or will remain accurate. Customers are therefore directed to confirm all such information with their broker prior to trading or taking other action in reliance upon this information.

E. & O.E.
 RETAIN FOR TAX RECORDS

DAILY COMMODITY STATEMENT

ACCOUNT NUMBER: E G27 SARDKR 40118
 STATEMENT DATE: FEB 18, 2005



INTRODUCED BY:
 VANKAR TRADING CORP

SARDAUKAR HOLDINGS IBC (DIR)
 * * *INTERNATIONAL CONSULTANTS & REFERRALS INC* * *
 14 WALL STREET (E/S)
 20TH FLOOR
 NEW YORK NY 10005

PAGE 2

TRADE	SETTL	AT	BUY	SELL	PURCHASE & CONTRACT DESCRIPTION	SALE	EX	TRADE PRICE	CC	DEBIT/CREDIT
2/18/5		F1	5		MAR 05 CBT MINI \$5 DJ	01		107.4700	US	
2/18/5		F1	7		MAR 05 CBT MINI \$5 DJ	01		107.4800	US	
2/18/5		F1		6	MAR 05 CBT MINI \$5 DJ	01		107.5700	US	
2/18/5		F1		6	MAR 05 CBT MINI \$5 DJ	01		107.5800	US	
2/18/5		F1		6	MAR 05 CBT MINI \$5 DJ	01		107.6700	US	
2/18/5		F1	2		MAR 05 CBT MINI \$5 DJ	01		107.9000	US	
2/18/5		F1	4		MAR 05 CBT MINI \$5 DJ	01		107.9100	US	
2/18/5		F1	18*	18*						GROSS PROFIT OR LOSS US 115.00DR
										NET PROFIT OR LOSS FROM TRADES US 115.00DR
2/11/5		F1		6	MAR 05 EMINI S&P 500	16		1206.50	US	
					GLOBEX TRADE					
2/18/5		F1	12		MAR 05 EMINI S&P 500	16		1199.50	US	
					GLOBEX TRADE					
2/18/5		F1	12		MAR 05 EMINI S&P 500	16		1199.75	US	
					GLOBEX TRADE					
2/18/5		F1	18		MAR 05 EMINI S&P 500	16		1200.00	US	
					GLOBEX TRADE					
2/18/5		F1	12		MAR 05 EMINI S&P 500	16		1200.25	US	
					GLOBEX TRADE					
2/18/5		F1		6	MAR 05 EMINI S&P 500	16		1200.25	US	
					GLOBEX TRADE					
2/18/5		F1	6		MAR 05 EMINI S&P 500	16		1200.50	US	
					GLOBEX TRADE					
2/18/5		F1		12	MAR 05 EMINI S&P 500	16		1200.75	US	
					GLOBEX TRADE					
2/18/5		F1		12	MAR 05 EMINI S&P 500	16		1201.00	US	
					GLOBEX TRADE					
2/18/5		F1		24	MAR 05 EMINI S&P 500	16		1202.00	US	
					GLOBEX TRADE					
		F1	60*	60*						GROSS PROFIT OR LOSS US 5,625.00
										NET PROFIT OR LOSS FROM TRADES US 5,625.00
TRADE	SETTL	AT	LONG	SHORT	OPEN POSITIONS CONTRACT DESCRIPTION	EX	PRICE	CC	DEBIT/CREDIT	
2/18/5		F1	6		MAR 05 EMINI S&P 500	16	1200.75	US	465.00	
			6*		GLOBEX TRADE					
					AVERAGE LONG: 1200.750		CLOSE 1202.30		465.00	
					*** U.S. DOLLARS *** ** CONVERTED TOTAL *					
BEGINNING BALANCE					325,118.89			325,118.89		
COMMISSION					426.00DR			426.00DR		
CLEARING/PROCESSING FEES					78.60DR			78.60DR		
EXCHANGE FEES					87.00DR			87.00DR		

E. & O.E.
 RETAIN FOR TAX RECORDS

Please report any differences immediately to your broker or Customer Service at 1-800-358-3143. The failure to immediately exercise your right to have errors corrected will be deemed your agreement that this statement is correct and ratified. Notwithstanding the foregoing we may, upon discovery of any error or omission, correct the error or omission and put the account in the same position it would have been in if the error or omission had not occurred. Customers should be aware that information concerning settlement prices, option expiration dates and last trading dates are provided by an outside service and is subject to change without notice. Accordingly, there is no guarantee that such information is or will remain accurate. Customers are therefore directed to confirm all such information with their broker prior to trading or taking other action in reliance upon this information.

DAILY COMMODITY STATEMENT

ACCOUNT NUMBER E G27 SARDKR 40118
 STATEMENT DATE: FEB 18, 2005



INTRODUCED BY:
 VANKAR TRADING CORP

SARDAUKAR HOLDINGS IBC (DIR)
 * * * INTERNATIONAL CONSULTANTS & REFERRALS INC * * *
 14 WALL STREET (E/S)
 20TH FLOOR
 NEW YORK NY 10005

PAGE 3

	*** U.S. DOLLARS ***	** CONVERTED TOTAL *
TRANSACTION FEES	78.00DR	78.00DR
NFA FEES	3.12DR	3.12DR
TOTAL FEES	246.72DR	246.72DR
GROSS PROFIT OR LOSS	5,510.00	5,510.00
NET PROFIT/LOSS FROM TRADES	4,837.28	4,837.28
ENDING BALANCE	329,956.17	329,956.17
OPEN TRADE EQUITY	465.00	465.00
TOTAL EQUITY	330,421.17	330,421.17
ACCOUNT VALUE AT MARKET	330,421.17	330,421.17
INITIAL MARGIN REQUIREMENT	23,625.00	23,625.00
MAINTENANCE MARGIN REQUIREMENT	18,900.00	18,900.00
EXCESS EQUITY	306,796.17	306,796.17

Please report any differences immediately to your broker or Customer Service at 1-800-358-3143. The failure to immediately exercise your right to have errors corrected will be deemed your agreement that this statement is correct and ratified. Notwithstanding the foregoing we may, upon discovery of any error or omission, correct the error or omission and put the account in the same position it would have been in if the error or omission had not occurred. Customers should be aware that information concerning settlement prices, option expiration dates and last trading dates are provided by an outside service and is subject to change without notice. Accordingly, there is no guarantee that such information is or will remain accurate. Customers are therefore directed to confirm all such information with their broker prior to trading or taking other action in reliance upon this information.

E. & O.E.
 RETAIN FOR TAX RECORDS

DAILY COMMODITY STATEMENT

ACCOUNT NUMBER: E G27 SARDKR 40118
 STATEMENT DATE: MAR 9, 2005



INTRODUCED BY:
 VANKAR TRADING CORP

SARDAUKAR HOLDINGS IBC (DIR)
 * * *INTERNATIONAL CONSULTANTS & REFERRALS BVI INC * * *
 14 WALL STREET (E/S)
 20TH FLOOR
 NEW YORK NY 10005

* * * * * C O N F I R M A T I O N * * * * *										
THE FOLLOWING TRADES HAVE BEEN MADE THIS DAY FOR YOUR ACCOUNT AND RISK.										
TRADE	SETTL	AT	BUY	SELL	CONTRACT DESCRIPTION	EX	TRADE PRICE	CC	DEBIT/CREDIT	
3/09/5		F1		3	MAR 05 CBT MINI \$5 DJ	01	108.3700	US		
					ECBOT TRADES					
3/09/5		F1		7	MAR 05 CBT MINI \$5 DJ	01	108.3800	US		
					ECBOT TRADES					
3/09/5		F1	1		MAR 05 CBT MINI \$5 DJ	01	108.9400	US		
					ECBOT TRADES					
3/09/5		F1	9		MAR 05 CBT MINI \$5 DJ	01	108.9500	US		
					ECBOT TRADES					
		F1	10*	10*				COMMISSION US		70.00DR
		F1			AVERAGE LONG: 108.949			CLEARING/PRCSNG FEES US		1.00DR
		F1			AVERAGE SHORT: 108.377			EXCHANGE FEES US		15.00DR
		F1						NFA FEES US		40DR
		F1						TRANSACTION FEES US		10.00DR
3/09/5		F1		10	MAR 05 IMM MINI RUSL	16	631.70	US		
					GLOBEX TRADE					
3/09/5		F1	10		MAR 05 IMM MINI RUSL	16	633.70	US		
					GLOBEX TRADE					
		F1	10*	10*				COMMISSION US		50.00DR
		F1			AVERAGE LONG: 633.700			CLEARING/PRCSNG FEES US		12.80DR
		F1			AVERAGE SHORT: 631.700			EXCHANGE FEES US		10.00DR
		F1						NFA FEES US		40DR
		F1						TRANSACTION FEES US		10.00DR
3/09/5		F1	20		MAR 05 EMINI S&P 500	16	1207.25	US		
					GLOBEX TRADE					
3/09/5		F1	30		MAR 05 EMINI S&P 500	16	1207.50	US		
					GLOBEX TRADE					
3/09/5		F1		20	MAR 05 EMINI S&P 500	16	1212.25	US		
					GLOBEX TRADE					
3/09/5		F1		40	MAR 05 EMINI S&P 500	16	1212.50	US		
					GLOBEX TRADE					
3/09/5		F1		10	MAR 05 EMINI S&P 500	16	1212.75	US		
					GLOBEX TRADE					
3/09/5		F1		10	MAR 05 EMINI S&P 500	16	1213.00	US		
					GLOBEX TRADE					
3/09/5		F1		10	MAR 05 EMINI S&P 500	16	1214.75	US		
					GLOBEX TRADE					
3/09/5		F1		20	MAR 05 EMINI S&P 500	16	1215.00	US		
					GLOBEX TRADE					
3/09/5		F1	40		MAR 05 EMINI S&P 500	16	1216.25	US		
					GLOBEX TRADE					
3/09/5		F1	20		MAR 05 EMINI S&P 500	16	1218.00	US		
					GLOBEX TRADE					
		F1	110*	110*				COMMISSION US		550.00DR
		F1			AVERAGE LONG: 1212.545			CLEARING/PRCSNG FEES US		140.80DR
		F1			AVERAGE SHORT: 1213.181			EXCHANGE FEES US		110.00DR

Please report any differences immediately to your broker or Customer Service at 1-800-358-3143. The failure to immediately exercise your right to have errors corrected will be deemed your agreement that this statement is correct and ratified. Notwithstanding the foregoing we may, upon discovery of any error or omission, correct the error or omission and put the account in the same position it would have been in if the error or omission had not occurred. Customers should be aware that information concerning settlement prices, option expiration dates and last trading dates are provided by an outside service and is subject to change without notice. Accordingly, there is no guarantee that such information is or will remain accurate. Customers are therefore directed to confirm all such information with their broker prior to trading or taking other action in reliance upon this information.

E. & O E.
 RETAIN FOR TAX RECORDS

DAILY COMMODITY STATEMENT

ACCOUNT NUMBER: E G27 SARDKR 40118
 STATEMENT DATE: MAR 9, 2005



INTRODUCED BY:
 VANKAR TRADING CORP

SARDAUKAR HOLDINGS IBC (DIR)
 * * INTERNATIONAL CONSULTANTS & REFERRALS BVI INC * * *
 14 WALL STREET (E/S)
 20TH FLOOR
 NEW YORK NY 10005

PAGE 2

TRADE	SETTL	AT	BUY	SELL	CONTRACT DESCRIPTION	EX	TRADE PRICE	CC	DEBIT/CREDIT
		F1					NFA FEES	US	4.40DR
		F1					TRANSACTION FEES	US	110.00DR
* * *	* * *	* * *	* * *	* * *	P U R C H A S E & S A L E	* * *	* * *	* * *	* * *
TRADE	SETTL	AT	BUY	SELL	CONTRACT DESCRIPTION	EX	TRADE PRICE	CC	DEBIT/CREDIT
3/09/5		F1		3	MAR 05 CBT MINI \$5 DJ	01	108.3700	US	
3/09/5		F1		7	MAR 05 CBT MINI \$5 DJ	01	108.3800	US	
3/09/5		F1	1		MAR 05 CBT MINI \$5 DJ	01	108.9400	US	
3/09/5		F1	9		MAR 05 CBT MINI \$5 DJ	01	108.9500	US	
		F1	10*	10*			GROSS PROFIT OR LOSS	US	2,860.00DR
		F1					NET PROFIT OR LOSS FROM TRADES	US	2,860.00DR
3/09/5		F1		10	MAR 05 IMM MINI RUSL	16	631.70	US	
3/09/5		F1	10		GLOBEX TRADE				
3/09/5		F1	10		MAR 05 IMM MINI RUSL	16	633.70	US	
		F1	10*	10*			GROSS PROFIT OR LOSS	US	2,000.00DR
		F1					NET PROFIT OR LOSS FROM TRADES	US	2,000.00DR
3/09/5		F1	20		MAR 05 EMINI S&P 500	16	1207.25	US	
3/09/5		F1	30		GLOBEX TRADE				
3/09/5		F1		20	MAR 05 EMINI S&P 500	16	1212.25	US	
3/09/5		F1		40	GLOBEX TRADE				
3/09/5		F1		10	MAR 05 EMINI S&P 500	16	1212.50	US	
3/09/5		F1		10	GLOBEX TRADE				
3/09/5		F1		10	MAR 05 EMINI S&P 500	16	1212.75	US	
3/09/5		F1		10	GLOBEX TRADE				
3/09/5		F1		10	MAR 05 EMINI S&P 500	16	1213.00	US	
3/09/5		F1		10	GLOBEX TRADE				
3/09/5		F1		10	MAR 05 EMINI S&P 500	16	1214.75	US	
3/09/5		F1		20	GLOBEX TRADE				
3/09/5		F1	40		MAR 05 EMINI S&P 500	16	1215.00	US	
3/09/5		F1		40	GLOBEX TRADE				
3/09/5		F1	20		MAR 05 EMINI S&P 500	16	1216.25	US	
		F1		20	GLOBEX TRADE				
		F1	110*	110*			GROSS PROFIT OR LOSS	US	3,500.00
		F1					NET PROFIT OR LOSS FROM TRADES	US	3,500.00
* * *	* * *	* * *	* * *	* * *	O P E N P O S I T I O N S	* * *	* * *	* * *	* * *
TRADE	SETTL	AT	LONG	SHORT	CONTRACT DESCRIPTION	EX	PRICE	CC	DEBIT/CREDIT
3/01/5		F1	10		MAR 05 EMINI S&P 500	16	1212.75	US	2,875.00DR
			10*		GLOBEX TRADE				
					AVERAGE LONG		1212.750		
					CLOSE		1207.00		2,875.00DR

Please report any differences immediately to your broker or Customer Service at 1-800-358-3143. The failure to immediately exercise your right to have errors corrected will be deemed your agreement that this statement is correct and ratified. Notwithstanding the foregoing we may, upon discovery of any error or omission, correct the error or omission and put the account in the same position it would have been in if the error or omission had not occurred. Customers should be aware that information concerning settlement prices, option expiration dates and last trading dates are provided by an outside service and is subject to change without notice. Accordingly, there is no guarantee that such information is or will remain accurate. Customers are therefore directed to confirm all such information with their broker prior to trading or taking other action in reliance upon this information.

E. & O.E.
 RETAIN FOR TAX RECORDS

DAILY COMMODITY STATEMENT

ACCOUNT NUMBER: E G27 SARDKR 40118
 STATEMENT DATE: MAR 9, 2005



INTRODUCED BY:
 VANKAR TRADING CORP

SARDAUKAR HOLDINGS IBC (DIR)
 * * * INTERNATIONAL CONSULTANTS & REFERRALS BVI INC * * *
 14 WALL STREET (E/S)
 20TH FLOOR
 NEW YORK NY 10005

PAGE 3

	*** U.S. DOLLARS ***	** CONVERTED TOTAL *
BEGINNING BALANCE	1,108,286.17	1,108,286.17
COMMISSION	670.00DR	670.00DR
CLEARING/PROCESSING FEES	154.60DR	154.60DR
EXCHANGE FEES	135.00DR	135.00DR
TRANSACTION FEES	130.00DR	130.00DR
NFA FEES	5.20DR	5.20DR
TOTAL FEES	424.80DR	424.80DR
GROSS PROFIT OR LOSS	1,360.00DR	1,360.00DR
NET PROFIT/LOSS FROM TRADES	2,454.80DR	2,454.80DR
ENDING BALANCE	1,105,831.37	1,105,831.37
OPEN TRADE EQUITY	2,875.00DR	2,875.00DR
TOTAL EQUITY	1,102,956.37	1,102,956.37
ACCOUNT VALUE AT MARKET	1,302,956.37	1,102,956.37
INITIAL MARGIN REQUIREMENT	39,375.00	39,375.00
MAINTENANCE MARGIN REQUIREMENT	31,500.00	31,500.00
EXCESS EQUITY	1,063,581.37	1,063,581.37

Please report any differences immediately to your broker or Customer Service at 1-800-358-3143. The failure to immediately exercise your right to have errors corrected will be deemed your agreement that this statement is correct and ratified. Notwithstanding the foregoing we may, upon discovery of any error or omission, correct the error or omission and put the account in the same position it would have been in if the error or omission had not occurred. Customers should be aware that information concerning settlement prices, option expiration dates and last trading dates are provided by an outside service and is subject to change without notice. Accordingly, there is no guarantee that such information is or will remain accurate. Customers are therefore directed to confirm all such information with their broker prior to trading or taking other action in reliance upon this information.

E. & O.E.
 RETAIN FOR TAX RECORDS

DAILY COMMODITY STATEMENT

ACCOUNT NUMBER: E G27 SARDKR 40118
 STATEMENT DATE: MAR 28, 2005



INTRODUCED BY:
 VANKAR TRADING CORP

SARDAUKAR HOLDINGS IBC (DIR)
 * * * INTERNATIONAL CONSULTANTS AND REFERRALS BVI INC * * *
 14 WALL STREET (E/S)
 20TH FLOOR
 NEW YORK NY 10005

* * * * * C O N F I R M A T I O N * * * * *										
THE FOLLOWING TRADES HAVE BEEN MADE THIS DAY FOR YOUR ACCOUNT AND RISK										
TRADE	SETTL	AT	BUY	SELL	CONTRACT DESCRIPTION	EX	TRADE	PRICE	CC	DEBIT/CREDIT
3/28/5		F1		10	JUN 05 CBT MINI \$5 DJ	01	104.9500	US		
3/28/5		F1	4		ECBOT TRADES	01	105.0500	US		
3/28/5		F1	6		JUN 05 CBT MINI \$5 DJ	01	105.0600	US		
		F1	10*	10*	ECBOT TRADES					
		F1			AVERAGE LONG: 105.056				COMMISSION US	70.00DR
		F1			AVERAGE SHORT: 104.950				CLEARING/PRCSNG FEES US	1.00DR
		F1							EXCHANGE FEES US	15.00DR
		F1							NFA FEES US	.40DR
		F1							TRANSACTION FEES US	10.00DR
3/28/5		F1		16	JUN 05 EMINI S&P 500	16	1177.50	US		
3/28/5		F1		4	GLOBEX TRADE	16	1177.75	US		
3/28/5		F1		10	JUN 05 EMINI S&P 500	16	1178.00	US		
3/28/5		F1		30	GLOBEX TRADE	16	1178.25	US		
3/28/5		F1		10	JUN 05 EMINI S&P 500	16	1178.50	US		
3/28/5		F1	39		GLOBEX TRADE	16	1181.00	US		
3/28/5		F1	31		JUN 05 EMINI S&P 500	16	1181.25	US		
		F1	70*	70*	GLOBEX TRADE					
		F1			AVERAGE LONG: 1181.110				COMMISSION US	350.00DR
		F1			AVERAGE SHORT: 1178.050				CLEARING/PRCSNG FEES US	89.60DR
		F1							EXCHANGE FEES US	70.00DR
		F1							NFA FEES US	2.80DR
		F1							TRANSACTION FEES US	70.00DR

* * * * * P U R C H A S E & S A L E * * * * *										
TRADE	SETTL	AT	BUY	SELL	CONTRACT DESCRIPTION	EX	TRADE	PRICE	CC	DEBIT/CREDIT
3/28/5		F1		10	JUN 05 CBT MINI \$5 DJ	01	104.9500	US		
3/28/5		F1	4		JUN 05 CBT MINI \$5 DJ	01	105.0500	US		
3/28/5		F1	6		JUN 05 CBT MINI \$5 DJ	01	105.0600	US		
		F1	10*	10*					GROSS PROFIT OR LOSS US	530.00DR
		F1							NET PROFIT OR LOSS FROM TRADES US	530.00DR
3/28/5		F1		16	JUN 05 EMINI S&P 500	16	1177.50	US		
		F1			GLOBEX TRADE					

Please report any differences immediately to your broker or Customer Service at 1-800-358-3143. The failure to immediately exercise your right to have errors corrected will be deemed your agreement that this statement is correct and ratified. Notwithstanding the foregoing we may, upon discovery of any error or omission, correct the error or omission and put the account in the same position it would have been in if the error or omission had not occurred. Customers should be aware that information concerning settlement prices, option expiration dates and last trading dates are provided by an outside service and is subject to change without notice. Accordingly, there is no guarantee that such information is or will remain accurate. Customers are therefore directed to confirm all such information with their broker prior to trading or taking other action in reliance upon this information.

E. & O.E.
 RETAIN FOR TAX RECORDS

25

DAILY COMMODITY STATEMENT

ACCOUNT NUMBER: E G27 SARDKR 40118
 STATEMENT DATE: MAR 28, 2005



INTRODUCED BY:
 VANKAR TRADING CORP

SARDAUKAR HOLDINGS IBC (DIR)
 * * *INTERNATIONAL CONSULTANTS AND REFERRALS BVI INC* * *
 14 WALL STREET (E/S)
 20TH FLOOR
 NEW YORK NY 10005

PAGE 2

TRADE	SETTL	AT	BUY	SELL	CONTRACT DESCRIPTION	EX	TRADE PRICE	CC	DEBIT/CREDIT
3/28/5		F1		4	JUN 05 EMINI S&P 500	16	1177.75	US	
					LOBEX TRADE				
3/28/5		F1		10	JUN 05 EMINI S&P 500	16	1178.00	US	
					LOBEX TRADE				
3/28/5		F1		30	JUN 05 EMINI S&P 500	16	1178.25	US	
					LOBEX TRADE				
3/28/5		F1		10	JUN 05 EMINI S&P 500	16	1178.50	US	
					LOBEX TRADE				
3/28/5		F1	39		JUN 05 EMINI S&P 500	16	1181.00	US	
					LOBEX TRADE				
3/28/5		F1	31		JUN 05 EMINI S&P 500	16	1181.25	US	
					LOBEX TRADE				
		F1	70*	70*					
		F1							
									GROSS PROFIT OR LOSS US 10,712.50DR
									NET PROFIT OR LOSS FROM TRADES US 10,712.50DR

* TRADE	* SETTLE	* AT	* LONG	* SHORT	* O P E N P O S I T I O N S	* EX	* PRICE	* CC	* DEBIT/CREDIT
3/23/5		F1	1		JUN 05 EMINI S&P 500	16	1172.75	US	232.50
					LOBEX TRADE				
3/23/5		F1	9		JUN 05 EMINI S&P 500	16	1177.50	US	45.00DR
					LOBEX TRADE				
			10*						
					AVERAGE LONG:		1177.025		
						CLOSE	1177.40		187.50

	*** U.S. DOLLARS ***	** CONVERTED TOTAL *
BEGINNING BALANCE	1,335,531.73	1,335,531.73
COMMISSION	420.00DR	420.00DR
CLEARING/PROCESSING FEES	90.60DR	90.60DR
EXCHANGE FEES	85.00DR	85.00DR
TRANSACTION FEES	80.00DR	80.00DR
NFA FEES	3.20DR	3.20DR
TOTAL FEES	258.80DR	258.80DR
GROSS PROFIT OR LOSS	11,242.50DR	11,242.50DR
NET PROFIT/LOSS FROM TRADES	11,921.30DR	11,921.30DR
ENDING BALANCE	1,323,610.43	1,323,610.43
OPEN TRADE EQUITY	187.50	187.50
TOTAL EQUITY	1,323,797.93	1,323,797.93
ACCOUNT VALUE AT MARKET	1,323,797.93	1,323,797.93
INITIAL MARGIN REQUIREMENT	39,375.00	39,375.00
MAINTENANCE MARGIN REQUIREMENT	31,500.00	31,500.00
EXCESS EQUITY	1,284,422.93	1,284,422.93

Please report any differences immediately to your broker or Customer Service at 1-800-358-3143. The failure to immediately exercise your right to have errors corrected will be deemed your agreement that this statement is correct and ratified. Notwithstanding the foregoing we may, upon discovery of any error or omission, correct the error or omission and put the account in the same position it would have been in if the error or omission had not occurred. Customers should be aware that information concerning settlement prices, option expiration dates and last trading dates are provided by an outside service and is subject to change without notice. Accordingly, there is no guarantee that such information is or will remain accurate. Customers are therefore directed to confirm all such information with their broker prior to trading or taking other action in reliance upon this information.

E & O.E.
 RETAIN FOR TAX RECORDS

DAILY COMMODITY STATEMENT

ACCOUNT NUMBER: E G27 SARDKR 40118
 STATEMENT DATE: APR 14, 2005



INTRODUCED BY:
 VANKAR TRADING CORP

SARDAUKAR HOLDINGS IBC (DIR)
 * * * INTERNATIONAL CONSULTANTS AND REFERRALS INC * * *
 14 WALL STREET (E/S)
 20TH FLOOR
 NEW YORK NY 10005

* * * * * C O N F I R M A T I O N * * * * *										
THE FOLLOWING TRADES HAVE BEEN MADE THIS DAY FOR YOUR ACCOUNT AND RISK.										
TRADE	SETTL	AT	BUY	SELL	CONTRACT DESCRIPTION	EX	TRADE	PRICE	CC	DEBIT/CREDIT
4/14/5		F1		10	JUN 05 CBT MINI \$5 DJ	01		102.9700	US	
					ECBOT TRADES					
4/14/5		F1	20		JUN 05 CBT MINI \$5 DJ	01		103.9000	US	
					ECBOT TRADES					
4/14/5		F1	10		JUN 05 CBT MINI \$5 DJ	01		103.9300	US	
					ECBOT TRADES					
4/14/5		F1		20	JUN 05 CBT MINI \$5 DJ	01		104.2300	US	
					ECBOT TRADES					
		F1	30*	30*					US	210.00DR
		F1			AVERAGE LONG: 103.910				CLEARING/PRCSNG FEES US	3.00DR
		F1			AVERAGE SHORT: 103.810				EXCHANGE FEES US	45.00DR
		F1							NFA FEES US	1.20DR
		F1							TRANSACTION FEES US	30.00DR
4/14/5		F1		10	JUN 05 IMM MINI RUSL	16		596.20	US	
					GLOBEX TRADE					
4/14/5		F1	10		JUN 05 IMM MINI RUSL	16		598.00	US	
					GLOBEX TRADE					
		F1	10*	10*					US	50.00DR
		F1			AVERAGE LONG: 598.000				CLEARING/PRCSNG FEES US	12.80DR
		F1			AVERAGE SHORT: 596.200				EXCHANGE FEES US	10.00DR
		F1							NFA FEES US	.40DR
		F1							TRANSACTION FEES US	10.00DR
4/14/5		F1	10		JUN 05 EMINI S&P 500	16		1161.75	US	
					GLOBEX TRADE					
4/14/5		F1		20	JUN 05 EMINI S&P 500	16		1164.00	US	
					GLOBEX TRADE					
4/14/5		F1		10	JUN 05 EMINI S&P 500	16		1167.25	US	
					GLOBEX TRADE					
4/14/5		F1		10	JUN 05 EMINI S&P 500	16		1170.50	US	
					GLOBEX TRADE					
4/14/5		F1	20		JUN 05 EMINI S&P 500	16		1172.00	US	
					GLOBEX TRADE					
4/14/5		F1	20		JUN 05 EMINI S&P 500	16		1173.50	US	
					GLOBEX TRADE					
4/14/5		F1	20		JUN 05 EMINI S&P 500	16		1174.25	US	
					GLOBEX TRADE					
4/14/5		F1	10		JUN 05 EMINI S&P 500	16		1174.50	US	
					GLOBEX TRADE					
4/14/5		F1		20	JUN 05 EMINI S&P 500	16		1176.75	US	
					GLOBEX TRADE					
4/14/5		F1		20	JUN 05 EMINI S&P 500	16		1177.25	US	
					GLOBEX TRADE					
		F1	80*	80*					US	400.00DR
		F1			AVERAGE LONG: 1171.968				CLEARING/PRCSNG FEES US	102.40DR
		F1			AVERAGE SHORT: 1171.718				EXCHANGE FEES US	80.00DR

Please report any differences immediately to your broker or Customer Service at 1-800-358-3143. The failure to immediately exercise your right to have errors corrected will be deemed your agreement that this statement is correct and ratified. Notwithstanding the foregoing we may, upon discovery of any error or omission, correct the error or omission and put the account in the same position it would have been in if the error or omission had not occurred. Customers should be aware that information concerning settlement prices, option expiration dates and last trading dates are provided by an outside service and is subject to change without notice. Accordingly, there is no guarantee that such information is or will remain accurate. Customers are therefore directed to confirm all such information with their broker prior to trading or taking other action in reliance upon this information.

E. & O.E.
 RETAIN FOR TAX RECORDS

DAILY COMMODITY STATEMENT

ACCOUNT NUMBER: E G27 SARDKR 40118
 STATEMENT DATE: APR 14, 2005



INTRODUCED BY:
 VANKAR TRADING CORP

SARDAUKAR HOLDINGS IBC (DIR)
 * * *INTERNATIONAL CONSULTANTS AND REFERRALS INC* * *
 14 WALL STREET (E/S)
 20TH FLOOR
 NEW YORK NY 10005

PAGE 3

	*** U.S. DOLLARS ***	** CONVERTED TOTAL *
BEGINNING BALANCE	1,339,342.93	1,339,342.93
COMMISSION	660.00DR	660.00DR
CLEARING/PROCESSING FEES	118.20DR	118.20DR
EXCHANGE FEES	135.00DR	135.00DR
TRANSACTION FEES	120.00DR	120.00DR
NFA FEES	4.80DR	4.80DR
TOTAL FEES	378.00DR	378.00DR
GROSS PROFIT OR LOSS	4,300.00DR	4,300.00DR
NET PROFIT/LOSS FROM TRADES	5,338.00DR	5,338.00DR
ENDING BALANCE	1,334,004.93	1,334,004.93
OPEN TRADE EQUITY	13,200.00DR	13,200.00DR
TOTAL EQUITY	1,320,804.93	1,320,804.93
ACCOUNT VALUE AT MARKET	1,320,804.93	1,320,804.93
INITIAL MARGIN REQUIREMENT	139,375.00	139,375.00
MAINTENANCE MARGIN REQUIREMENT	131,500.00	131,500.00
EXCESS EQUITY	1,281,429.93	1,281,429.93

Please report any differences immediately to your broker or Customer Service at 1-800-358-3143. The failure to immediately exercise your right to have errors corrected will be deemed your agreement that this statement is correct and ratified. Notwithstanding the foregoing we may, upon discovery of any error or omission, correct the error or omission and put the account in the same position it would have been in if the error or omission had not occurred. Customers should be aware that information concerning settlement prices, option expiration dates and last trading dates are provided by an outside service and is subject to change without notice. Accordingly, there is no guarantee that such information is or will remain accurate. Customers are therefore directed to confirm all such information with their broker prior to trading or taking other action in reliance upon this information.

E. & O.E.
 RETAIN FOR TAX RECORDS

DAILY COMMODITY STATEMENT

ACCOUNT NUMBER: E G27 SARDKR 40118
 STATEMENT DATE: MAY 2, 2005



INTRODUCED BY:
 VANKAR TRADING CORP

SARDAUKAR HOLDINGS IBC (DIR)
 * * * INTERNATIONAL CONSULTANTS AND REFERRALS INC * * *
 14 WALL STREET (E/S)
 20TH FLOOR
 NEW YORK NY 10005

* * * * * C O N F I R M A T I O N * * * * *										
TRADE	SETTL	AT	BUY	SELL	FOR	CONTRACT DESCRIPTION	EX	TRADE PRICE	CC	DEBIT/CREDIT
5/02/5		F1			10	JUN 05 CBT MINI \$5 DJ	01	102.2900	US	
						ECBOT TRADES				
5/02/5		F1	2			JUN 05 CBT MINI \$5 DJ	01	102.3300	US	
						ECBOT TRADES				
5/02/5		F1	8			JUN 05 CBT MINI \$5 DJ	01	102.3400	US	
						ECBOT TRADES				
5/02/5		F1			10	JUN 05 CBT MINI \$5 DJ	01	102.3900	US	
						ECBOT TRADES				
5/02/5		F1			10	JUN 05 CBT MINI \$5 DJ	01	102.4000	US	
						ECBOT TRADES				
5/02/5		F1	20			JUN 05 CBT MINI \$5 DJ	01	102.4500	US	
						ECBOT TRADES				
		F1	30*		30*					COMMISSION US 210.00DR
		F1				AVERAGE LONG: 102.412				CLEARING/PRCSNG FEES US 3.00DR
		F1				AVERAGE SHORT: 102.360				EXCHANGE FEES US 45.00DR
		F1								NFA FEES US 1.20DR
		F1								TRANSACTION FEES US 30.00DR
5/02/5		F1			10	JUN 05 EMINI S&P 500	16	1159.25	US	
						GLOBEX TRADE				
5/02/5		F1			40	JUN 05 EMINI S&P 500	16	1159.75	US	
						GLOBEX TRADE				
5/02/5		F1	10			JUN 05 EMINI S&P 500	16	1160.00	US	
						GLOBEX TRADE				
5/02/5		F1			2	JUN 05 EMINI S&P 500	16	1160.25	US	
						GLOBEX TRADE				
5/02/5		F1			28	JUN 05 EMINI S&P 500	16	1160.50	US	
						GLOBEX TRADE				
5/02/5		F1	20			JUN 05 EMINI S&P 500	16	1161.25	US	
						GLOBEX TRADE				
5/02/5		F1	20			JUN 05 EMINI S&P 500	16	1161.75	US	
						GLOBEX TRADE				
5/02/5		F1			30	JUN 05 EMINI S&P 500	16	1162.50	US	
						GLOBEX TRADE				
5/02/5		F1	40			JUN 05 EMINI S&P 500	16	1163.00	US	
						GLOBEX TRADE				
5/02/5		F1			10	JUN 05 EMINI S&P 500	16	1163.00	US	
						GLOBEX TRADE				
5/02/5		F1	10			JUN 05 EMINI S&P 500	16	1164.00	US	
						GLOBEX TRADE				
		F1	100*		120*					COMMISSION US 550.00DR
		F1				AVERAGE LONG: 1162.200				CLEARING/PRCSNG FEES US 140.80DR
		F1				AVERAGE SHORT: 1160.850				EXCHANGE FEES US 110.00DR
		F1								NFA FEES US 4.40DR
		F1								TRANSACTION FEES US 110.00DR

Please report any differences immediately to your broker or Customer Service at 1-800-358-3143. The failure to immediately exercise your right to have errors corrected will be deemed your agreement that this statement is correct and ratified. Notwithstanding the foregoing we may, upon discovery of any error or omission, correct the error or omission and put the account in the same position it would have been in if the error or omission had not occurred. Customers should be aware that information concerning settlement prices, option expiration dates and last trading dates are provided by an outside service and is subject to change without notice. Accordingly, there is no guarantee that such information is or will remain accurate. Customers are therefore directed to confirm all such information with their broker prior to trading or taking other action in reliance upon this information.

E. & O.E
 RETAIN FOR TAX RECORDS

DAILY COMMODITY STATEMENT

ACCOUNT NUMBER: E G27 SARDKR 40118
 STATEMENT DATE: MAY 2, 2005



INTRODUCED BY:
 VANKAR TRADING CORP

SARDAUKAR HOLDINGS IBC (DIR)
 * * *INTERNATIONAL CONSULTANTS AND REFERRALS INC* * *
 14 WALL STREET (E/S)
 20TH FLOOR
 NEW YORK NY 10005

PAGE 2

TRADE	SETTL	AT	BUY	SELL	PURCHASE	CONTRACT DESCRIPTION	SALE	EX TRADE	PRICE	CC	DEBIT/CREDIT
5/02/5		F1			10	JUN 05 CBT MINI \$5 DJ		01	102.2900	US	
5/02/5		F1	2			JUN 05 CBT MINI \$5 DJ		01	102.3300	US	
5/02/5		F1	8			JUN 05 CBT MINI \$5 DJ		01	102.3400	US	
5/02/5		F1			10	JUN 05 CBT MINI \$5 DJ		01	102.3900	US	
5/02/5		F1			10	JUN 05 CBT MINI \$5 DJ		01	102.4000	US	
5/02/5		F1	20			JUN 05 CBT MINI \$5 DJ		01	102.4500	US	
		F1	30*		30*						
		F1									GROSS PROFIT OR LOSS US 790.00DR
		F1									NET PROFIT OR LOSS FROM TRADES US 790.00DR
4/29/5		F1		10		JUN 05 EMINI S&P 500		16	1153.75	US	
5/02/5		F1			10	JUN 05 EMINI S&P 500		16	1159.25	US	
5/02/5		F1			40	JUN 05 EMINI S&P 500		16	1159.75	US	
5/02/5		F1		10		JUN 05 EMINI S&P 500		16	1160.00	US	
5/02/5		F1			2	JUN 05 EMINI S&P 500		16	1160.25	US	
5/02/5		F1			28	JUN 05 EMINI S&P 500		16	1160.50	US	
5/02/5		F1		20		JUN 05 EMINI S&P 500		16	1161.25	US	
5/02/5		F1		20		JUN 05 EMINI S&P 500		16	1161.75	US	
5/02/5		F1			30	JUN 05 EMINI S&P 500		16	1162.50	US	
5/02/5		F1		40		JUN 05 EMINI S&P 500		16	1163.00	US	
5/02/5		F1		10		JUN 05 EMINI S&P 500		16	1164.00	US	
		F1	110*		110*						
		F1									GROSS PROFIT OR LOSS US 4,275.00DR
		F1									NET PROFIT OR LOSS FROM TRADES US 4,275.00DR
TRADE	SETTL	AT	LONG	SHORT	OPEN POSITIONS		EX	PRICE	CC	DEBIT/CREDIT	
5/02/5		F1			10	JUN 05 EMINI S&P 500	16	1163.00	US	300.00DR	
		F1			10*	GLOBEX TRADE					
		F1				AVERAGE SHORT: 1163.000	CLOSE	1163.60		300.00DR	

Please report any differences immediately to your broker or Customer Service at 1-800-358-3143. The failure to immediately exercise your right to have errors corrected will be deemed your agreement that this statement is correct and ratified. Notwithstanding the foregoing we may, upon discovery of any error or omission, correct the error or omission and put the account in the same position it would have been in if the error or omission had not occurred. Customers should be aware that information concerning settlement prices, option expiration dates and last trading dates are provided by an outside service and is subject to change without notice. Accordingly, there is no guarantee that such information is or will remain accurate. Customers are therefore directed to confirm all such information with their broker prior to trading or taking other action in reliance upon this information.

E. & O.E.
 RETAIN FOR TAX RECORDS

DAILY COMMODITY STATEMENT

ACCOUNT NUMBER: E G27 SARDKR 40118
 STATEMENT DATE: MAY 2, 2005



INTRODUCED BY:
 VANKAR TRADING CORP

SARDAUKAR HOLDINGS IBC (DIR)
 * * *INTERNATIONAL CONSULTANTS AND REFERRALS INC* * *
 14 WALL STREET (E/S)
 20TH FLOOR
 NEW YORK NY 10005

PAGE 3

	*** U.S. DOLLARS ***	** CONVERTED TOTAL *
BEGINNING BALANCE	1,427,580.73	1,427,580.73
COMMISSION	760.00DR	760.00DR
CLEARING/PROCESSING FEES	143.80DR	143.80DR
EXCHANGE FEES	155.00DR	155.00DR
TRANSACTION FEES	140.00DR	140.00DR
NFA FEES	5.60DR	5.60DR
TOTAL FEES	444.40DR	444.40DR
GROSS PROFIT OR LOSS	5,065.00DR	5,065.00DR
NET PROFIT/LOSS FROM TRADES	6,269.40DR	6,269.40DR
ENDING BALANCE	1,421,311.33	1,421,311.33
OPEN TRADE EQUITY	300.00DR	300.00DR
TOTAL EQUITY	1,421,011.33	1,421,011.33
ACCOUNT VALUE AT MARKET	1,421,011.33	1,421,011.33
INITIAL MARGIN REQUIREMENT	39,375.00	39,375.00
MAINTENANCE MARGIN REQUIREMENT	31,500.00	31,500.00
EXCESS EQUITY	1,381,636.33	1,381,636.33

Please report any differences immediately to your broker or Customer Service at 1-800-358-3143. The failure to immediately exercise your right to have errors corrected will be deemed your agreement that this statement is correct and ratified. Notwithstanding the foregoing we may, upon discovery of any error or omission, correct the error or omission and put the account in the same position it would have been in if the error or omission had not occurred. Customers should be aware that information concerning settlement prices, option expiration dates and last trading dates are provided by an outside service and is subject to change without notice. Accordingly, there is no guarantee that such information is or will remain accurate. Customers are therefore directed to confirm all such information with their broker prior to trading or taking other action in reliance upon this information.

E. & O.E
 RETAIN FOR TAX RECORDS