

CERTIFICATE OF SERVICE

I hereby certify that on this 7th day of February 2006 the foregoing Appendix Defendants' Response and Brief in Support to Plaintiff's Motion for Preliminary Injunction and Brief in Support was served upon the following counsel of record in accordance with Rule 5(b) of the Federal Rules of Civil Procedure via First Class Mail, postage pre-paid:

Michael J. Quilling, Esq.
Quilling Selander Cummiskey & Lownds, P.C.
2001 Bryan Street, Suite 1800
Dallas, Texas 75201-4240
Attorneys for Plaintiff



BRUCE W. CLAYCOMBE

TABLE OF CONTENTS

Declaration of Bradley C. Stark (Exhibit A-1) 1

Hans Tschebaum (Exhibit A-2) 33

IN THE UNITED STATES DISTRICT COURT
FOR THE NORTHERN DISTRICT OF TEXAS
DALLAS DIVISION

MICHAEL J. QUILLING, RECEIVER FOR
SARDAUKAR HOLDINGS, IBC AND
BRADLEY C. STARK,

Plaintiff,

vs.

Civil Action No. 3:05-CV-1465-H

HANS TSCHEBAUM and MICHAEL
TSCHEBAUM,

Defendants.


DECLARATION OF BRADLEY C. STARK
IN SUPPORT OF RESPONSE OF DEFENDANTS TO
MOTION FOR ISSUANCE OF PRELIMINARY INJUNCTION

1. My name is Bradley C. Stark. I reside in the City of Riverside, California and am president of Sardaukar Holdings ("Sardaukar"), IBC, a defendant in Securities and Exchange Commission, Plaintiff, vs. Megafund Corporation, Stanley A. Leitner, Sardaukar Holdings, IBC, Bradley C. Stark, CIG, Ltd., and James A. Rumpf, Individually and d/b/a Cilak International, Defendants, and Pamela C. Stark, Relief Defendant, in Civil Action No. 3:05-CV-1328-L in the United States District Court for the Northern District of Texas, Dallas Division.

2. I am over the age of twenty-one (21), have personal knowledge of the facts stated in this Declaration and I am competent to testify to the same.

3. Sardaukar is an international business company incorporated under the laws of the British Virgin Islands on June 5, 2000. The company's business is asset and wealth management. 4.

Attached as Exhibit "A" to this declaration are thirty (30) pages which consist of some of the




daily commodities statements for the account of International Consultants and Referrals, Inc. managed by Sardaukar. The accounts show the trading which occurred with ManPro Futures, a division of Mann Financial which had offices in, among other places, Chicago, Illinois and London, England. The statements attached reflect commodity trading actually conducted using funds of the investor, International Consultants and Referrals, Inc. The records were prepared by ManPro Futures and sent regularly to Sardaukar. As can be seen by the examination of the statements, the beginning balance reflected for December 15, 2004 was the sum of \$371,266.63. By May 2, 2005, the equity in the account closed at \$1,421,011.33. The funds in the account were the property of International Consultants and Referrals, Inc. and were held for that customer for ManPro Futures.

5. Hans Tschebaum is an individual who resides in Los Angeles, California and referred the account described on the attached exhibits to Sardaukar. In return for the referral, and with the consent of International Consultants and Referrals, Inc., Hans Tschebaum was paid referral fees based upon profits earned in the accounts of the customers. The funds paid by Sardaukar and Bradley Stark to Hans and Michael Tschebaum were legitimately earned by Hans and Michael Tschebaum and were not funds of any other investors in Sardaukar. Sardaukar opened separate accounts for each investor and no investor's funds were co-mingled with any other at any time. Therefore, no one investor's funds were ever used to pay profits to any other investor in Sardaukar.

6. Sardaukar conducted no illegal or misleading activities. To the best knowledge of Sardaukar and this Declarant, no customer or client of Sardaukar has filed any complaint with any administrative agency or filed suit in any court over the loss of his or its investment. The losses suffered by the investors in Sardaukar were suffered because of the seizure of accounts by the Receiver, Michael Quilling. As can be seen by the attached account, International Consultants and

Referrals, Inc. had, in its account as of May 2, 2005, \$1,421,011.33 which was available for distribution to that customer, in cash, at that time.

7. This declaration is made by this Declarant under the penalties of perjury.



Bradley C. Stark

DAILY COMMODITY STATEMENT

ACCOUNT NUMBER: E G27 SARDKR 40118
 STATEMENT DATE: DEC 15, 2004



INTRODUCED BY:
 VANKAR TRADING CORP

SARDAUKAR HOLDINGS IBC (DIR)
 * * *INTERNATIONAL CONSULTANTS & REFERRALS INC* * *
 14 WALL STREET (E/S)
 20TH FLOOR
 NEW YORK NY 10005

* * * * * C O N F I R M A T I O N * * * * *									
THE FOLLOWING TRADES HAVE BEEN MADE THIS DAY FOR YOUR ACCOUNT AND RISK.									
TRADE	SETTL	AT	BUY	SELL	CONTRACT DESCRIPTION	EX	TRADE PRICE	CC	DEBIT/CREDIT
12/15/4		F1			4 MAR 05 CBT MINI \$5 DJ ECBOT TRADES	01	106.6600	US	
12/15/4		F1			4 MAR 05 CBT MINI \$5 DJ ECBOT TRADES	01	106.6700	US	
12/15/4		F1	4		MAR 05 CBT MINI \$5 DJ ECBOT TRADES	01	106.7600	US	
12/15/4		F1	4		MAR 05 CBT MINI \$5 DJ ECBOT TRADES	01	107.0400	US	
		F1	8*	8*					56.00DR
		F1			AVERAGE LONG: 106.900			CLEARING/PRCSNG FEES US	80DR
		F1			AVERAGE SHORT: 106.665			EXCHANGE FEES US	12.00DR
		F1						NFA FEES US	.32DR
		F1						TRANSACTION FEES US	1.60DR
12/15/4		F1			4 MAR 05 IMM MINI RUSL GLOBEX TRADE	16	647.70	US	
12/15/4		F1	4		MAR 05 IMM MINI RUSL GLOBEX TRADE	16	649.60	US	
		F1	4*	4*					28.00DR
		F1			AVERAGE LONG: 649.600			CLEARING/PRCSNG FEES US	5.12DR
		F1			AVERAGE SHORT: 647.700			EXCHANGE FEES US	4.00DR
		F1						NFA FEES US	16DR
		F1						TRANSACTION FEES US	80DR
12/15/4		F1			16 MAR 05 EMINI S&P 500 GLOBEX TRADE	16	1204.00	US	
12/15/4		F1			8 MAR 05 EMINI S&P 500 GLOBEX TRADE	16	1204.75	US	
12/15/4		F1	12		MAR 05 EMINI S&P 500 GLOBEX TRADE	16	1205.00	US	
12/15/4		F1	4		MAR 05 EMINI S&P 500 GLOBEX TRADE	16	1207.75	US	
12/15/4		F1	8		MAR 05 EMINI S&P 500 GLOBEX TRADE	16	1208.00	US	
		F1	24*	24*					168.00DR
		F1			AVERAGE LONG: 1206.458			CLEARING/PRCSNG FEES US	30.72DR
		F1			AVERAGE SHORT: 1204.250			EXCHANGE FEES US	24.00DR
		F1						NFA FEES US	96DR
		F1						TRANSACTION FEES US	4.80DR

Please report any differences immediately to your broker or Customer Service at 1-800-358-3143. The failure to immediately exercise your right to have errors corrected will be deemed your agreement that this statement is correct and ratified. Notwithstanding the foregoing we may, upon discovery of any error or omission, correct the error or omission and put the account in the same position it would have been in if the error or omission had not occurred. Customers should be aware that information concerning settlement prices, option expiration dates and last trading dates are provided by an outside service and is subject to change without notice. Accordingly, there is no guarantee that such information is or will remain accurate. Customers are therefore directed to confirm all such information with their broker prior to trading or taking other action in reliance upon this information.

E. & O.E.
 RETAIN FOR TAX RECORDS

DAILY COMMODITY STATEMENT

ACCOUNT NUMBER E G27 SARDKR 40118
STATEMENT DATE: DEC 15, 2004



INTRODUCED BY:
VANKAR TRADING CORP

SARDAUKAR HOLDINGS IBC (DIR)
* * *INTERNATIONAL CONSULTANTS & REFERRALS INC* * *
14 WALL STREET (E/S)
20TH FLOOR
NEW YORK NY 10005

PAGE 2

TRADE	SETTL	AT	BUY	SELL	PURCHASE & CONTRACT DESCRIPTION	EX	TRADE PRICE	CC	DEBIT/CREDIT
12/15/4		F1			4 MAR 05 CBT MINI \$5 DJ	01	106.6600	US	
12/15/4		F1			4 MAR 05 CBT MINI \$5 DJ	01	106.6700	US	
12/15/4		F1	4		MAR 05 CBT MINI \$5 DJ	01	106.7600	US	
12/15/4		F1	4		MAR 05 CBT MINI \$5 DJ	01	107.0400	US	
		F1	8*						GROSS PROFIT OR LOSS US 940.00DR
		F1							NET PROFIT OR LOSS FROM TRADES US 940.00DR
12/15/4		F1			4 MAR 05 IMM MINI RUSL	16	647.70	US	
12/15/4		F1	4		GLOBEX TRADE				
		F1	4*		4* MAR 05 IMM MINI RUSL	16	649.60	US	
		F1							GROSS PROFIT OR LOSS US 760.00DR
		F1							NET PROFIT OR LOSS FROM TRADES US 760.00DR
12/15/4		F1			16 MAR 05 EMINI S&P 500	16	1204.00	US	
12/15/4		F1			8 MAR 05 EMINI S&P 500	16	1204.75	US	
12/15/4		F1	12		GLOBEX TRADE				
		F1	4		12 MAR 05 EMINI S&P 500	16	1205.00	US	
12/15/4		F1			4 MAR 05 EMINI S&P 500	16	1207.75	US	
12/15/4		F1	8		GLOBEX TRADE				
		F1	24*		8 MAR 05 EMINI S&P 500	16	1208.00	US	
		F1			24* GLOBEX TRADE				GROSS PROFIT OR LOSS US 2,650.00DR
		F1							NET PROFIT OR LOSS FROM TRADES US 2,650.00DR

TRADE	SETTL	AT	LONG	SHORT	OPEN POSITIONS CONTRACT DESCRIPTION	EX	PRICE	CC	DEBIT/CREDIT
12/09/4		F1			4 MAR 05 EMINI S&P 500	16	1191.75	US	3,090.00DR
		F1			4* GLOBEX TRADE				
		F1			AVERAGE SHORT: 1191.750	CLOSE	1207.20		3,090.00DR

	*** U.S. DOLLARS ***	** CONVERTED TOTAL *
BEGINNING BALANCE	371,266.63	371,266.63
COMMISSION	252.00DR	252.00DR
CLEARING/PROCESSING FEES	36.64DR	36.64DR
EXCHANGE FEES	40.00DR	40.00DR
TRANSACTION FEES	7.20DR	7.20DR
NFA FEES	1.44DR	1.44DR
TOTAL FEES	85.28DR	85.28DR
GROSS PROFIT OR LOSS	4,350.00DR	4,350.00DR
NET PROFIT/LOSS FROM TRADES	4,687.28DR	4,687.28DR
ENDING BALANCE	366,579.35	366,579.35

Please report any differences immediately to your broker or Customer Service at 1-800-358-3143. The failure to immediately exercise your right to have errors corrected will be deemed your agreement that this statement is correct and ratified. Notwithstanding the foregoing we may, upon discovery of any error or omission, correct the error or omission and put the account in the same position it would have been in if the error or omission had not occurred. Customers should be aware that information concerning settlement prices, option expiration dates and last trading dates are provided by an outside service and is subject to change without notice. Accordingly, there is no guarantee that such information is or will remain accurate. Customers are therefore directed to confirm all such information with their broker prior to trading or taking other action in reliance upon this information.

E. & O.E.
RETAIN FOR TAX RECORDS

5

DAILY COMMODITY STATEMENT

ACCOUNT NUMBER: E G27 SARDKR 40118
 STATEMENT DATE: DEC 15, 2004



INTRODUCED BY:
 VANKAR TRADING CORP

SARDAUKAR HOLDINGS IBC (DIR)
 * * *INTERNATIONAL CONSULTANTS & REFERRALS INC* * *
 14 WALL STREET (E/S)
 20TH FLOOR
 NEW YORK NY 10005

PAGE 3

	*** U.S. DOLLARS ***	** CONVERTED TOTAL *
OPEN TRADE EQUITY	3,090.00DR	3,090.00DR
TOTAL EQUITY	363,489.35	363,489.35
ACCOUNT VALUE AT MARKET	363,489.35	363,489.35
INITIAL MARGIN REQUIREMENT	16,000.00	16,000.00
MAINTENANCE MARGIN REQUIREMENT	12,800.00	12,800.00
EXCESS EQUITY	347,489.35	347,489.35

Please report any differences immediately to your broker or Customer Service at 1-800-358-3143. The failure to immediately exercise your right to have errors corrected will be deemed your agreement that this statement is correct and ratified. Notwithstanding the foregoing we may, upon discovery of any error or omission, correct the error or omission and put the account in the same position it would have been in if the error or omission had not occurred. Customers should be aware that information concerning settlement prices, option expiration dates and last trading dates are provided by an outside service and is subject to change without notice. Accordingly, there is no guarantee that such information is or will remain accurate. Customers are therefore directed to confirm all such information with their broker prior to trading or taking other action in reliance upon this information.

E. & O.E.
 RETAIN FOR TAX RECORDS

DAILY COMMODITY STATEMENT

ACCOUNT NUMBER: E G27 SARDKR 40118
STATEMENT DATE: DEC 29, 2004



INTRODUCED BY:
VANKAR TRADING CORP

SARDAUKAR HOLDINGS IBC (DIR)
* * *INTERNATIONAL CONSULTANTS & REFERRALS INC* * *
14 WALL STREET (E/S)
20TH FLOOR
NEW YORK NY 10005

* * * * * C O N F I R M A T I O N * * * * *												
THE FOLLOWING TRADES HAVE BEEN MADE THIS DAY FOR YOUR ACCOUNT AND RISK.												
TRADE	SETTL	AT	BUY	SELL	CONTRACT DESCRIPTION	EX	TRADE PRICE	CC	DEBIT/CREDIT			
12/29/4		F1		4	MAR 05 CBT MINI \$5 DJ	01	108.2600	US				
12/29/4		F1		4	ECBOT TRADES							
		F1		4*	MAR 05 CBT MINI \$5 DJ	01	108.4500	US				
		F1			ECBOT TRADES							
		F1			AVERAGE LONG:		108.450	CLEARING/PRCSNG FEES US	28.00DR			
		F1			AVERAGE SHORT:		108.260	EXCHANGE FEES US	.40DR			
		F1						NFA FEES US	6.00DR			
		F1						TRANSACTION FEES US	.16DR			
		F1							80DR			
12/29/4		F1		4	MAR 05 EMINI S&P 500	16	1214.00	US				
		F1			GLOBEX TRADE							
12/29/4		F1		8	MAR 05 EMINI S&P 500	16	1214.25	US				
		F1			GLOBEX TRADE							
12/29/4		F1		12	MAR 05 EMINI S&P 500	16	1215.00	US				
		F1			GLOBEX TRADE							
		F1		12*				COMMISSION US	84.00DR			
		F1			AVERAGE LONG:		1214.166	CLEARING/PRCSNG FEES US	15.36DR			
		F1			AVERAGE SHORT:		1215.000	EXCHANGE FEES US	12.00DR			
		F1						NFA FEES US	.48DR			
		F1						TRANSACTION FEES US	2.40DR			
* * * * * P U R C H A S E & S A L E * * * * *												
TRADE	SETTL	AT	BUY	SELL	CONTRACT DESCRIPTION	EX	TRADE PRICE	CC	DEBIT/CREDIT			
12/29/4		F1		4	MAR 05 CBT MINI \$5 DJ	01	108.2600	US				
12/29/4		F1		4	MAR 05 CBT MINI \$5 DJ	01	108.4500	US				
		F1		4*				GROSS PROFIT OR LOSS US	380.00DR			
		F1			NET PROFIT OR LOSS FROM TRADES				380.00DR			
12/29/4		F1		4	MAR 05 EMINI S&P 500	16	1214.00	US				
		F1			GLOBEX TRADE							
12/29/4		F1		8	MAR 05 EMINI S&P 500	16	1214.25	US				
		F1			GLOBEX TRADE							
12/29/4		F1		12	MAR 05 EMINI S&P 500	16	1215.00	US				
		F1			GLOBEX TRADE							
		F1		12*				GROSS PROFIT OR LOSS US	500.00			
		F1			NET PROFIT OR LOSS FROM TRADES				500.00			

Please report any differences immediately to your broker or Customer Service at 1-800-358-3143. The failure to immediately exercise your right to have errors corrected will be deemed your agreement that this statement is correct and ratified. Notwithstanding the foregoing we may, upon discovery of any error or omission, correct the error or omission and put the account in the same position it would have been in if the error or omission had not occurred. Customers should be aware that information concerning settlement prices, option expiration dates and last trading dates are provided by an outside service and is subject to change without notice. Accordingly, there is no guarantee that such information is or will remain accurate. Customers are therefore directed to confirm all such information with their broker prior to trading or taking other action in reliance upon this information.

E. & O E.
RETAIN FOR TAX RECORDS

DAILY COMMODITY STATEMENT

ACCOUNT NUMBER: E G27 SARDKR 40118
STATEMENT DATE: JAN 21, 2005



INTRODUCED BY:
VANKAR TRADING CORP

SARDAUKAR HOLDINGS IBC (DIR)
* * * INTERNATIONAL CONSULTANTS & REFERRALS INC * * *
14 WALL STREET (E/S)
20TH STREET
NEW YORK NY 10005

* * * * * C O N F I R M A T I O N * * * * *												
THE FOLLOWING TRADES HAVE BEEN MADE THIS DAY FOR YOUR ACCOUNT AND RISK.												
TRADE	SETTL	AT	BUY	SELL	CONTRACT DESCRIPTION	EX	TRADE PRICE	CC	DEBIT/CREDIT			
1/21/5		F1		4	MAR 05 CBT MINI \$5 DJ	01	104.0000	US				
1/21/5		F1	8		ECBOT TRADES							
1/21/5		F1		4	MAR 05 CBT MINI \$5 DJ	01	104.4800	US				
		F1			ECBOT TRADES							
		F1	8*	8*	AVERAGE LONG: 104.480			COMMISSION US	56.00DR			
		F1			AVERAGE SHORT: 104.365			CLEARING/PRCSNG FEES US	80DR			
		F1						EXCHANGE FEES US	12.00DR			
		F1						NFA FEES US	32DR			
		F1						TRANSACTION FEES US	1.60DR			
1/21/5		F1		4	MAR 05 IMM MINI RUSL	16	614.10	US				
1/21/5		F1	4		GLOBEX TRADE							
		F1		4*	MAR 05 IMM MINI RUSL	16	615.90	US				
		F1			GLOBEX TRADE							
		F1	4*	4*	AVERAGE LONG: 615.900			COMMISSION US	28.00DR			
		F1			AVERAGE SHORT: 614.100			CLEARING/PRCSNG FEES US	5.12DR			
		F1						EXCHANGE FEES US	4.00DR			
		F1						NFA FEES US	.16DR			
		F1						TRANSACTION FEES US	80DR			
1/21/5		F1	4		MAR 05 EMINI S&P 500	16	1168.25	US				
1/21/5		F1		4	GLOBEX TRADE							
1/21/5		F1	4		MAR 05 EMINI S&P 500	16	1168.25	US				
1/21/5		F1		8	GLOBEX TRADE							
1/21/5		F1		8	MAR 05 EMINI S&P 500	16	1170.00	US				
1/21/5		F1		8	GLOBEX TRADE							
1/21/5		F1	8		MAR 05 EMINI S&P 500	16	1170.25	US				
1/21/5		F1		8	GLOBEX TRADE							
1/21/5		F1	16		MAR 05 EMINI S&P 500	16	1172.00	US				
1/21/5		F1		8	GLOBEX TRADE							
1/21/5		F1		8	MAR 05 EMINI S&P 500	16	1172.25	US				
1/21/5		F1		8	GLOBEX TRADE							
1/21/5		F1		4	MAR 05 EMINI S&P 500	16	1176.50	US				
1/21/5		F1		4	GLOBEX TRADE							
1/21/5		F1	32*	32*	AVERAGE LONG: 1171.218			COMMISSION US	224.00DR			
		F1			AVERAGE SHORT: 1172.375			CLEARING/PRCSNG FEES US	40.96DR			
		F1						EXCHANGE FEES US	32.00DR			
		F1						NFA FEES US	1.28DR			
		F1						TRANSACTION FEES US	6.40DR			

Please report any differences immediately to your broker or Customer Service at 1-800-358-3143. The failure to immediately exercise your right to have errors corrected will be deemed your agreement that this statement is correct and ratified. Notwithstanding the foregoing we may, upon discovery of any error or omission, correct the error or omission and put the account in the same position it would have been in if the error or omission had not occurred. Customers should be aware that information concerning settlement prices, option expiration dates and last trading dates are provided by an outside service and is subject to change without notice. Accordingly, there is no guarantee that such information is or will remain accurate. Customers are therefore directed to confirm all such information with their broker prior to trading or taking other action in reliance upon this information

E. & O.E.
RETAIN FOR TAX RECORDS

DAILY COMMODITY STATEMENT

ACCOUNT NUMBER: E G27 SARDKR 40118
STATEMENT DATE: JAN 21, 2005



INTRODUCED BY:
VANKAR TRADING CORP

SARDAUKAR HOLDINGS IBC (DIR)
INTERNATIONAL CONSULTANTS & REFERRALS INC
14 WALL STREET (E/S)
20TH STREET
NEW YORK NY 10005

PAGE 2

TRADE	SETTL	AT	BUY	SELL	PURCHASE & CONTRACT DESCRIPTION	EX	TRADE PRICE	CC	DEBIT/CREDIT
1/21/5		F1		4	MAR 05 CBT MINI \$5 DJ	01	104.0000	US	
1/21/5		F1	8		MAR 05 CBT MINI \$5 DJ	01	104.4800	US	
1/21/5		F1		4	MAR 05 CBT MINI \$5 DJ	01	104.7300	US	
		F1	8*	8*				US	GROSS PROFIT OR LOSS
		F1						US	460.00DR
		F1						US	460.00DR
		F1						US	NET PROFIT OR LOSS FROM TRADES
1/21/5		F1		4	MAR 05 IMM MINI RUSL	16	614.10	US	
		F1			GLOBEX TRADE			US	
1/21/5		F1	4		MAR 05 IMM MINI RUSL	16	615.90	US	
		F1	4*	4*				US	GROSS PROFIT OR LOSS
		F1						US	720.00DR
		F1						US	720.00DR
		F1						US	NET PROFIT OR LOSS FROM TRADES
1/21/5		F1	4		MAR 05 EMINI S&P 500	16	1168.25	US	
		F1			GLOBEX TRADE			US	
1/21/5		F1		4	MAR 05 EMINI S&P 500	16	1168.25	US	
		F1			GLOBEX TRADE			US	
1/21/5		F1	4		MAR 05 EMINI S&P 500	16	1168.50	US	
		F1			GLOBEX TRADE			US	
1/21/5		F1		8	MAR 05 EMINI S&P 500	16	1170.00	US	
		F1			GLOBEX TRADE			US	
1/21/5		F1	8		MAR 05 EMINI S&P 500	16	1170.25	US	
		F1			GLOBEX TRADE			US	
1/21/5		F1	16		MAR 05 EMINI S&P 500	16	1172.00	US	
		F1			GLOBEX TRADE			US	
1/21/5		F1		8	MAR 05 EMINI S&P 500	16	1172.25	US	
		F1			GLOBEX TRADE			US	
1/21/5		F1		4	MAR 05 EMINI S&P 500	16	1176.50	US	
		F1			GLOBEX TRADE			US	
1/21/5		F1	32*	32*				US	GROSS PROFIT OR LOSS
		F1						US	1,850.00
		F1						US	1,850.00
		F1						US	NET PROFIT OR LOSS FROM TRADES
TRADE	SETTL	AT	LONG	SHORT	OPEN POSITIONS CONTRACT DESCRIPTION	EX	PRICE	CC	DEBIT/CREDIT
1/14/5		F1	4		MAR 05 EMINI S&P 500	16	1186.25	US	3,530.00DR
		F1	4*		GLOBEX TRADE			US	
		F1			AVERAGE LONG		1186.250	CLOSE	3,530.00DR

Please report any differences immediately to your broker or Customer Service at 1-800-358-3143. The failure to immediately exercise your right to have errors corrected will be deemed your agreement that this statement is correct and ratified. Notwithstanding the foregoing we may, upon discovery of any error or omission, correct the error or omission and put the account in the same position it would have been in if the error or omission had not occurred. Customers should be aware that information concerning settlement prices, option expiration dates and last trading dates are provided by an outside service and is subject to change without notice. Accordingly, there is no guarantee that such information is or will remain accurate. Customers are therefore directed to confirm all such information with their broker prior to trading or taking other action in reliance upon this information.

E & O E
RETAIN FOR TAX RECORDS

DAILY COMMODITY STATEMENT

ACCOUNT NUMBER: E G27 SARDKR 40118
 STATEMENT DATE: JAN 21, 2005



INTRODUCED BY:
 VANKAR TRADING CORP

SARDAUKAR HOLDINGS IBC (DIR)
 * * *INTERNATIONAL CONSULTANTS & REFERRALS INC* * *
 14 WALL STREET (E/S)
 20TH STREET
 NEW YORK NY 10005

PAGE 3

	*** U.S. DOLLARS ***	** CONVERTED TOTAL *
BEGINNING BALANCE	335,455.49	335,455.49
COMMISSION	308.00DR	308.00DR
CLEARING/PROCESSING FEES	46.88DR	46.88DR
EXCHANGE FEES	48.00DR	48.00DR
TRANSACTION FEES	8.80DR	8.80DR
NFA FEES	1.76DR	1.76DR
TOTAL FEES	105.44DR	105.44DR
GROSS PROFIT OR LOSS	670.00	670.00
NET PROFIT/LOSS FROM TRADES	256.56	256.56
ENDING BALANCE	335,712.05	335,712.05
OPEN TRADE EQUITY	3,530.00DR	3,530.00DR
TOTAL EQUITY	332,182.05	332,182.05
ACCOUNT VALUE AT MARKET	332,182.05	332,182.05
INITIAL MARGIN REQUIREMENT	16,000.00	16,000.00
MAINTENANCE MARGIN REQUIREMENT	12,800.00	12,800.00
EXCESS EQUITY	306,182.05	306,182.05

Please report any differences immediately to your broker or Customer Service at 1-800-358-3143. The failure to immediately exercise your right to have errors corrected will be deemed your agreement that this statement is correct and ratified. Notwithstanding the foregoing we may, upon discovery of any error or omission, correct the error or omission and put the account in the same position it would have been in if the error or omission had not occurred. Customers should be aware that information concerning settlement prices, option expiration dates and last trading dates are provided by an outside service and is subject to change without notice. Accordingly, there is no guarantee that such information is or will remain accurate. Customers are therefore directed to confirm all such information with their broker prior to trading or taking other action in reliance upon this information.

E. & O.E.
 RETAIN FOR TAX RECORDS

DAILY COMMODITY STATEMENT

ACCOUNT NUMBER: E G27 SARDKR 40118
STATEMENT DATE: JAN 28, 2005



INTRODUCED BY:
VANKAR TRADING CORP

SARDAUKAR HOLDINGS IBC (DIR)
* * *CONSULTING SERVICES LLP* * *
14 WALL STREET (E/S)
20TH FLOOR
NEW YORK NY 10005

* * * * * C O N F I R M A T I O N * * * * *												
THE FOLLOWING TRADES	HAVE BEEN MADE	THIS DAY	FOR	YOUR ACCOUNT AND RISK	CONTRACT DESCRIPTION	EX	TRADE PRICE	CC	DEBIT/CREDIT			
TRADE	SETTL	AT	BUY	SELL								
1/28/5	F1		4		MAR 05 CBT MINI \$5 DJ	01	104.0100	US				
1/28/5	F1			4	ECBOT TRADES							
	F1		4*	4*	MAR 05 CBT MINI \$5 DJ	01	104.1300	US				
	F1				ECBOT TRADES							
	F1				AVERAGE LONG: 104.010				COMMISSION	US	28.00DR	
	F1				AVERAGE SHORT: 104.130				CLEARING/PRCSNG FEES	US	.40DR	
	F1								EXCHANGE FEES	US	6.00DR	
	F1								NFA FEES	US	.16DR	
	F1								TRANSACTION FEES	US	.80DR	
1/28/5	F1			4	MAR 05 IMM MINI RUSL	16	611.30	US				
1/28/5	F1		4		GLOBEX TRADE							
	F1		4*	4*	MAR 05 IMM MINI RUSL	16	613.10	US				
	F1				GLOBEX TRADE							
	F1				AVERAGE LONG: 613.100				COMMISSION	US	28.00DR	
	F1				AVERAGE SHORT: 611.300				CLEARING/PRCSNG FEES	US	5.12DR	
	F1								EXCHANGE FEES	US	4.00DR	
	F1								NFA FEES	US	.16DR	
	F1								TRANSACTION FEES	US	.80DR	
1/28/5	F1			4	MAR 05 EMINI S&P 500	16	1168.25	US				
1/28/5	F1		4		GLOBEX TRADE							
1/28/5	F1		8		MAR 05 EMINI S&P 500	16	1169.25	US				
1/28/5	F1			4	GLOBEX TRADE							
1/28/5	F1			8	MAR 05 EMINI S&P 500	16	1169.75	US				
1/28/5	F1			8	GLOBEX TRADE							
1/28/5	F1			4	MAR 05 EMINI S&P 500	16	1171.00	US				
1/28/5	F1		4		GLOBEX TRADE							
1/28/5	F1			8	MAR 05 EMINI S&P 500	16	1172.25	US				
1/28/5	F1		4		GLOBEX TRADE							
	F1		20*	28*	MAR 05 EMINI S&P 500	16	1172.50	US				
	F1				GLOBEX TRADE							
	F1				AVERAGE LONG: 1170.350				COMMISSION	US	168.00DR	
	F1				AVERAGE SHORT: 1170.642				CLEARING/PRCSNG FEES	US	30.72DR	
	F1								EXCHANGE FEES	US	24.00DR	
	F1								NFA FEES	US	.96DR	
	F1								TRANSACTION FEES	US	4.80DR	
1/28/5	F1			4	MAR 05 IMM EMINI NSDQ	16	1495.00	US				
	F1				GLOBEX TRADE							

Please report any differences immediately to your broker or Customer Service at 1-800-358-3143. The failure to immediately exercise your right to have errors corrected will be deemed your agreement that this statement is correct and ratified. Notwithstanding the foregoing we may, upon discovery of any error or omission, correct the error or omission and put the account in the same position it would have been in if the error or omission had not occurred. Customers should be aware that information concerning settlement prices, option expiration dates and last trading dates are provided by an outside service and is subject to change without notice. Accordingly, there is no guarantee that such information is or will remain accurate. Customers are therefore directed to confirm all such information with their broker prior to trading or taking other action in reliance upon this information.

E. & O.E.
RETAIN FOR TAX RECORDS

DAILY COMMODITY STATEMENT

ACCOUNT NUMBER: E G27 SARDKR 40118
STATEMENT DATE: JAN 28, 2005



INTRODUCED BY:
VANKAR TRADING CORP

SARDAUKAR HOLDINGS IBC (DIR)
* * *INTERNATIONAL CONSULTANTS AND REFERRALS INC* * *
14 WALL STREET (E/S)
20TH FLOOR
NEW YORK NY 10005

PAGE 2

TRADE	SETTL	AT	BUY	SELL	CONTRACT DESCRIPTION	EX	TRADE PRICE	CC	DEBIT/CREDIT
1/28/5		F1	4		MAR 05 IMM EMINI NSDQ	16	1503.00	US	
		F1	4*	4*	GLOBEX TRADE				
		F1			AVERAGE LONG: 1503.000			COMMISSION US	28.00DR
		F1			AVERAGE SHORT: 1495.000			CLEARING/PRCSNG FEES US	5.12DR
		F1						EXCHANGE FEES US	4.00DR
		F1						NFA FEES US	.16DR
		F1						TRANSACTION FEES US	80DR
* * *	* * *	* * *	* * *	* * *	P U R C H A S E & S A L E	* * *	* * *	* * *	* * *
TRADE	SETTL	AT	BUY	SELL	CONTRACT DESCRIPTION	EX	TRADE PRICE	CC	DEBIT/CREDIT
1/28/5		F1	4		MAR 05 CBT MINI \$5 DJ	01	104.0100	US	
1/28/5		F1	4*	4*	MAR 05 CBT MINI \$5 DJ	01	104.1300	US	
		F1						GROSS PROFIT OR LOSS US	240.00
		F1						NET PROFIT OR LOSS FROM TRADES US	240.00
1/28/5		F1		4	MAR 05 IMM MINI RUSL	16	611.30	US	
1/28/5		F1	4		MAR 05 IMM MINI RUSL	16	613.10	US	
		F1	4*	4*	GLOBEX TRADE				
		F1						GROSS PROFIT OR LOSS US	720.00DR
		F1						NET PROFIT OR LOSS FROM TRADES US	720.00DR
1/14/5		F1	4		MAR 05 EMINI S&P 500	16	1186.25	US	
1/28/5		F1		4	MAR 05 EMINI S&P 500	16	1168.25	US	
1/28/5		F1	4		MAR 05 EMINI S&P 500	16	1168.75	US	
1/28/5		F1	8		MAR 05 EMINI S&P 500	16	1169.25	US	
1/28/5		F1		4	MAR 05 EMINI S&P 500	16	1169.75	US	
1/28/5		F1		8	MAR 05 EMINI S&P 500	16	1170.50	US	
1/28/5		F1	4		MAR 05 EMINI S&P 500	16	1171.00	US	
1/28/5		F1	4		MAR 05 EMINI S&P 500	16	1172.00	US	
1/28/5		F1	4		MAR 05 EMINI S&P 500	16	1172.25	US	
1/28/5		F1	4		MAR 05 EMINI S&P 500	16	1172.50	US	
		F1	24*	24*	GLOBEX TRADE				
		F1						GROSS PROFIT OR LOSS US	3,150.00DR
		F1						NET PROFIT OR LOSS FROM TRADES US	50.00DR
1/28/5		F1		4	MAR 05 IMM EMINI NSDQ	16	1495.00	US	
1/28/5		F1	4		MAR 05 IMM EMINI NSDQ	16	1503.00	US	
		F1	4*	4*	GLOBEX TRADE				
		F1						GROSS PROFIT OR LOSS US	640.00DR

Please report any differences immediately to your broker or Customer Service at 1-800-358-3143. The failure to immediately exercise your right to have errors corrected will be deemed your agreement that this statement is correct and ratified. Notwithstanding the foregoing we may, upon discovery of any error or omission, correct the error or omission and put the account in the same position it would have been in if the error or omission had not occurred. Customers should be aware that information concerning settlement prices, option expiration dates and last trading dates are provided by an outside service and is subject to change without notice. Accordingly, there is no guarantee that such information is or will remain accurate. Customers are therefore directed to confirm all such information with their broker prior to trading or taking other action in reliance upon this information.

E. & O.E.
RETAIN FOR TAX RECORDS

DAILY COMMODITY STATEMENT

ACCOUNT NUMBER: E G27 SARDKR 40118
 STATEMENT DATE: JAN 28, 2005



INTRODUCED BY:
 VANKAR TRADING CORP

SARDAUKAR HOLDINGS IBC (DIR)
 * * *INTERNATIONAL CONSULTANTS AND REFERRALS INC* * *
 14 WALL STREET (E/S)
 20TH FLOOR
 NEW YORK NY 10005

PAGE 3

TRADE	SETTL	AT	BUY	SELL	CONTRACT DESCRIPTION	EX	TRADE PRICE	CC	DEBIT/CREDIT
		F1							NET PROFIT OR LOSS FROM TRADES US 640.00DR
* * *	* * *	* * *	* * *	* * *	O P E N P O S I T I O N S				
TRADE	SETTL	AT	LONG	SHORT	CONTRACT DESCRIPTION	EX	PRICE	CC	DEBIT/CREDIT
1/28/5		F1		4	MAR 05 EMINI S&P 500	16	1172.25	US	490.00DR
				4*	GLOBEX TRADE				
					AVERAGE SHORT: 1172.250	CLOSE	1174.70		490.00DR
*** U S. DOLLARS *** ** CONVERTED TOTAL *									
BEGINNING BALANCE				354,939.01					354,939.01
COMMISSION				252.00DR					252.00DR
CLEARING/PROCESSING FEES				41.36DR					41.36DR
EXCHANGE FEES				38.00DR					38.00DR
TRANSACTION FEES				7.20DR					7.20DR
NFA FEES				1.44DR					1.44DR
TOTAL FEES				88.00DR					88.00DR
GROSS PROFIT OR LOSS				4,270.00DR					4,270.00DR
NET PROFIT/LOSS FROM TRADES				4,610.00DR					4,610.00DR
ENDING BALANCE				350,329.01					350,329.01
OPEN TRADE EQUITY				490.00DR					490.00DR
TOTAL EQUITY				349,839.01					349,839.01
ACCOUNT VALUE AT MARKET				349,839.01					349,839.01
INITIAL MARGIN REQUIREMENT				16,000.00					16,000.00
MAINTENANCE MARGIN REQUIREMENT				12,800.00					12,800.00
EXCESS EQUITY				333,839.01					333,839.01

Please report any differences immediately to your broker or Customer Service at 1-800-358-3143. The failure to immediately exercise your right to have errors corrected will be deemed your agreement that this statement is correct and ratified. Notwithstanding the foregoing we may, upon discovery of any error or omission, correct the error or omission and put the account in the same position it would have been in if the error or omission had not occurred. Customers should be aware that information concerning settlement prices, option expiration dates and last trading dates are provided by an outside service and is subject to change without notice. Accordingly, there is no guarantee that such information is or will remain accurate. Customers are therefore directed to confirm all such information with their broker prior to trading or taking other action in reliance upon this information.

E & O.E.
 RETAIN FOR TAX RECORDS

DAILY COMMODITY STATEMENT

ACCOUNT NUMBER: E G27 SARDKR 40118
STATEMENT DATE: FEB 11, 2005



INTRODUCED BY:
VANKAR TRADING CORP

SARDAUKAR HOLDINGS IBC (DIR)
* * * INTERNATIONAL CONSULTANTS & REFERRALS INC * * *
14 WALL STREET (E/S)
20TH FLOOR
NEW YORK NY 10005

* * * * * C O N F I R M A T I O N * * * * *														
THE FOLLOWING TRADES HAVE BEEN MADE THIS DAY FOR YOUR ACCOUNT AND RISK.														
TRADE	SETTL	AT	BUY	MADE	THIS	DAY	FOR	CONTRACT	DESCRIPTION	EX	TRADE	PRICE	CC	DEBIT/CREDIT
2/11/5		F1					12	MAR 05 CBT MINI \$5 DJ	ECBOT TRADES	01	107.2700	US		
2/11/5		F1		6				MAR 05 CBT MINI \$5 DJ	ECBOT TRADES	01	107.3200	US		
2/11/5		F1		6				MAR 05 CBT MINI \$5 DJ	ECBOT TRADES	01	107.9900	US		
2/11/5		F1		1				MAR 05 CBT MINI \$5 DJ	ECBOT TRADES	01	108.1500	US		
2/11/5		F1		5				MAR 05 CBT MINI \$5 DJ	ECBOT TRADES	01	108.1600	US		
2/11/5		F1		6				MAR 05 CBT MINI \$5 DJ	ECBOT TRADES	01	108.1600	US		
		F1		18*			18*							
		F1						AVERAGE LONG:	107.822					126.00DR
		F1						AVERAGE SHORT:	107.566					1.80DR
		F1												27.00DR
		F1												.72DR
		F1												18.00DR
2/11/5		F1					6	MAR 05 IMM MINI RUSL	GLOBEX TRADE	16	622.60	US		
2/11/5		F1		6				MAR 05 IMM MINI RUSL	GLOBEX TRADE	16	624.50	US		
		F1		6*			6*							
		F1						AVERAGE LONG:	624.500					30.00DR
		F1						AVERAGE SHORT:	622.600					7.68DR
		F1												6.00DR
		F1												.24DR
		F1												6.00DR
2/11/5		F1					12	MAR 05 EMINI S&P 500	GLOBEX TRADE	16	1194.00	US		
2/11/5		F1		6				MAR 05 EMINI S&P 500	GLOBEX TRADE	16	1196.75	US		
2/11/5		F1		12				MAR 05 EMINI S&P 500	GLOBEX TRADE	16	1197.00	US		
2/11/5		F1		6				MAR 05 EMINI S&P 500	GLOBEX TRADE	16	1202.50	US		
2/11/5		F1					18	MAR 05 EMINI S&P 500	GLOBEX TRADE	16	1205.75	US		
2/11/5		F1					12	MAR 05 EMINI S&P 500	GLOBEX TRADE	16	1206.00	US		
2/11/5		F1					18	MAR 05 EMINI S&P 500	GLOBEX TRADE	16	1206.25	US		
2/11/5		F1					12	MAR 05 EMINI S&P 500	GLOBEX TRADE	16	1206.50	US		
2/11/5		F1		24				MAR 05 EMINI S&P 500	GLOBEX TRADE	16	1208.50	US		

Please report any differences immediately to your broker or Customer Service at 1-800-358-3143. The failure to immediately exercise your right to have errors corrected will be deemed your agreement that this statement is correct and ratified. Notwithstanding the foregoing we may, upon discovery of any error or omission, correct the error or omission and put the account in the same position it would have been in if the error or omission had not occurred. Customers should be aware that information concerning settlement prices, option expiration dates and last trading dates are provided by an outside service and is subject to change without notice. Accordingly, there is no guarantee that such information is or will remain accurate. Customers are therefore directed to confirm all such information with their broker prior to trading or taking other action in reliance upon this information.

E. & O.E.
RETAIN FOR TAX RECORDS

DAILY COMMODITY STATEMENT

ACCOUNT NUMBER: E G27 SARDKR 40118
STATEMENT DATE: FEB 11, 2005



INTRODUCED BY:
VANKAR TRADING CORP

SARDAUKAR HOLDINGS IBC (DIR)
* * *INTERNATIONAL CONSULTANTS & REFERRALS INC* * *
14 WALL STREET (E/S)
20TH FLOOR
NEW YORK NY 10005

PAGE 2

TRADE	SETTL	AT	BUY	SELL	CONTRACT DESCRIPTION	EX	TRADE PRICE	CC	DEBIT/CREDIT
2/11/5		F1	12		MAR 05 EMINI S&P 500	16	1208.75	US	
		F1	60*	72*	GLOBEX TRADE				
		F1			AVERAGE LONG: 1204.475				330 00DR
		F1			AVERAGE SHORT: 1204.083				84 48DR
		F1			CLEARING/PRCSNG FEES US				66.00DR
		F1			EXCHANGE FEES US				2.64DR
		F1			NFA FEES US				66 00DR
		F1			TRANSACTION FEES US				
2/11/5		F1	6		MAR 05 IMM EMINI NSDQ	16	1525.00	US	
		F1		6	GLOBEX TRADE				
2/11/5		F1		6*	MAR 05 IMM EMINI NSDQ	16	1533.50	US	
		F1	6*	6*	GLOBEX TRADE				
		F1			AVERAGE LONG: 1525.000				30 00DR
		F1			AVERAGE SHORT: 1533.500				7.68DR
		F1			CLEARING/PRCSNG FEES US				6.00DR
		F1			EXCHANGE FEES US				.24DR
		F1			NFA FEES US				6.00DR
		F1			TRANSACTION FEES US				

TRADE	SETTL	AT	BUY	SELL	PURCHASE & SALE	CONTRACT DESCRIPTION	EX	TRADE PRICE	CC	DEBIT/CREDIT
2/11/5		F1		12		MAR 05 CBT MINI \$5 DJ	01	107.2700	US	
2/11/5		F1	6			MAR 05 CBT MINI \$5 DJ	01	107.3200	US	
2/11/5		F1	6			MAR 05 CBT MINI \$5 DJ	01	107.9900	US	
2/11/5		F1	1			MAR 05 CBT MINI \$5 DJ	01	108.1500	US	
2/11/5		F1	5			MAR 05 CBT MINI \$5 DJ	01	108.1600	US	
2/11/5		F1		6		MAR 05 CBT MINI \$5 DJ	01	108.1600	US	
		F1	18*	18*						2,305.00DR
		F1								2,305.00DR
		F1								
2/11/5		F1		6		MAR 05 IMM MINI RUSL	16	622.60	US	
		F1		6		GLOBEX TRADE				
2/11/5		F1	6			MAR 05 IMM MINI RUSL	16	624.50	US	
		F1	6*	6*		GLOBEX TRADE				
		F1								1,140 00DR
		F1								1,140 00DR
		F1								
2/10/5		F1	6			MAR 05 EMINI S&P 500	16	1199.50	US	
		F1		12		GLOBEX TRADE				
2/11/5		F1		12		MAR 05 EMINI S&P 500	16	1194.00	US	
		F1		6		GLOBEX TRADE				
2/11/5		F1	6			MAR 05 EMINI S&P 500	16	1196.75	US	
		F1		12		GLOBEX TRADE				
2/11/5		F1	12			MAR 05 EMINI S&P 500	16	1197.00	US	
		F1		6		GLOBEX TRADE				
2/11/5		F1	6			MAR 05 EMINI S&P 500	16	1202.50	US	
		F1		18		GLOBEX TRADE				
2/11/5		F1		18		MAR 05 EMINI S&P 500	16	1205.75	US	
		F1				GLOBEX TRADE				

Please report any differences immediately to your broker or Customer Service at 1-800-358-3143. The failure to immediately exercise your right to have errors corrected will be deemed your agreement that this statement is correct and ratified. Notwithstanding the foregoing we may, upon discovery of any error or omission, correct the error or omission and put the account in the same position it would have been in if the error or omission had not occurred. Customers should be aware that information concerning settlement prices, option expiration dates and last trading dates are provided by an outside service and is subject to change without notice. Accordingly, there is no guarantee that such information is or will remain accurate. Customers are therefore directed to confirm all such information with their broker prior to trading or taking other action in reliance upon this information.

E. & O E.
RETAIN FOR TAX RECORDS

DAILY COMMODITY STATEMENT

ACCOUNT NUMBER: E G27 SARDKR 40118
STATEMENT DATE: FEB 11, 2005



INTRODUCED BY:
VANKAR TRADING CORP

SARDAUKAR HOLDINGS IBC (DIR)
* * *INTERNATIONAL CONSULTANTS & REFERRALS INC * * *
14 WALL STREET (E/S)
20TH FLOOR
NEW YORK NY 10005

PAGE 3

TRADE	SETTL	AT	BUY	SELL	CONTRACT DESCRIPTION	EX	TRADE PRICE	CC	DEBIT/CREDIT
2/11/5		F1		12	MAR 05 EMINI S&P 500	16	1206.00	US	
					LOBEX TRADE				
2/11/5		F1		18	MAR 05 EMINI S&P 500	16	1206.25	US	
					LOBEX TRADE				
2/11/5		F1		6	MAR 05 EMINI S&P 500	16	1206.50	US	
					LOBEX TRADE				
2/11/5		F1	24		MAR 05 EMINI S&P 500	16	1208.50	US	
					LOBEX TRADE				
2/11/5		F1	12		MAR 05 EMINI S&P 500	16	1208.75	US	
					LOBEX TRADE				
		F1	66*	66*				US	525 00DR
		F1						US	525 00DR
									NET PROFIT OR LOSS FROM TRADES US
2/11/5		F1	6		MAR 05 IMM EMINI NSDQ	16	1525.00	US	
					LOBEX TRADE				
2/11/5		F1		6	MAR 05 IMM EMINI NSDQ	16	1533.50	US	
					LOBEX TRADE				
		F1	6*	6*				US	1,020 00
		F1						US	1,020.00
									NET PROFIT OR LOSS FROM TRADES US

THE FOLLOWING JOURNAL ENTRIES HAVE BEEN POSTED TO YOUR ACCOUNT.

TRADE	SETTL	AT	JOURNAL DESCRIPTION	CC	DEBIT/CREDIT
2/11/5		F1	PATS FEE 35888	US	34 80DR
			MISCELLANEOUS		

TRADE	SETTL	AT	LONG	SHORT	CONTRACT DESCRIPTION	EX	PRICE	CC	DEBIT/CREDIT
2/11/5		F1		6	MAR 05 EMINI S&P 500	16	1206.50	US	150 00DR
				6*	LOBEX TRADE				
					AVERAGE SHORT		1206.500		150.00DR
					CLOSE		1207 00		

	*** U.S. DOLLARS ***	** CONVERTED TOTAL *
BEGINNING BALANCE	341,080.53	341,080.53
COMMISSION	516.00DR	516.00DR
CLEARING/PROCESSING FEES	101.64DR	101.64DR
EXCHANGE FEES	105.00DR	105.00DR
TRANSACTION FEES	96.00DR	96.00DR
NEA FEES	3.84DR	3.84DR
TOTAL FEES	306.48DR	306.48DR
GROSS PROFIT OR LOSS	2,950.00DR	2,950.00DR
NET PROFIT/LOSS FROM TRADES	3,772.48DR	3,772.48DR
CASH AMOUNTS	34.80DR	34.80DR
ENDING BALANCE	337,273.25	337,273.25
OPEN TRADE EQUITY	150.00DR	150.00DR
TOTAL EQUITY	337,123.25	337,123.25

Please report any differences immediately to your broker or Customer Service at 1-800-358-3143. The failure to immediately exercise your right to have errors corrected will be deemed your agreement that this statement is correct and ratified. Notwithstanding the foregoing we may, upon discovery of any error or omission, correct the error or omission and put the account in the same position it would have been in if the error or omission had not occurred. Customers should be aware that information concerning settlement prices, option expiration dates and last trading dates are provided by an outside service and is subject to change without notice. Accordingly, there is no guarantee that such information is or will remain accurate. Customers are therefore directed to confirm all such information with their broker prior to trading or taking other action in reliance upon this information.

E. & O.E
RETAIN FOR TAX RECORDS

DAILY COMMODITY STATEMENT

ACCOUNT NUMBER: E G27 SARDKR 40118
 STATEMENT DATE: FEB 11, 2005



INTRODUCED BY:
 VANKAR TRADING CORP

SARDAUKAR HOLDINGS IBC (DIR)
 * * * INTERNATIONAL CONSULTANTS & REFERRALS INC * * *
 14 WALL STREET (E/S)
 20TH FLOOR
 NEW YORK NY 10005

PAGE 4

	*** U.S. DOLLARS ***	** CONVERTED TOTAL *
ACCOUNT VALUE AT MARKET	337,123.25	337,123.25
INITIAL MARGIN REQUIREMENT	23,625.00	23,625.00
MAINTENANCE MARGIN REQUIREMENT	18,900.00	18,900.00
EXCESS EQUITY	313,498.25	313,498.25

Please report any differences immediately to your broker or Customer Service at 1-800-358-3143. The failure to immediately exercise your right to have errors corrected will be deemed your agreement that this statement is correct and ratified. Notwithstanding the foregoing we may, upon discovery of any error or omission, correct the error or omission and put the account in the same position it would have been in if the error or omission had not occurred. Customers should be aware that information concerning settlement prices, option expiration dates and last trading dates are provided by an outside service and is subject to change without notice. Accordingly, there is no guarantee that such information is or will remain accurate. Customers are therefore directed to confirm all such information with their broker prior to trading or taking other action in reliance upon this information.

E. & O E.
 RETAIN FOR TAX RECORDS

DAILY COMMODITY STATEMENT

ACCOUNT NUMBER: E G27 SARDKR 40118
STATEMENT DATE: FEB 18, 2005



INTRODUCED BY:
VANKAR TRADING CORP

SARDAUKAR HOLDINGS IBC (DIR)
* * * INTERNATIONAL CONSULTANTS & REFERRALS INC * * *
14 WALL STREET (E/S)
20TH FLOOR
NEW YORK NY 10005

* * * * * C O N F I R M A T I O N * * * * *											
THE FOLLOWING TRADES HAVE BEEN MADE THIS DAY FOR YOUR ACCOUNT AND RISK.											
TRADE	SETTL	AT	BUY	MADE	THIS DAY	FOR	CONTRACT DESCRIPTION	EX	TRADE PRICE	CC	DEBIT/CREDIT
2/18/5	F1		5				MAR 05 CBT MINI \$5 DJ	01	107.4700	US	
							ECBOT TRADES				
2/18/5	F1		7				MAR 05 CBT MINI \$5 DJ	01	107.4800	US	
							ECBOT TRADES				
2/18/5	F1			6			MAR 05 CBT MINI \$5 DJ	01	107.5700	US	
							ECBOT TRADES				
2/18/5	F1			6			MAR 05 CBT MINI \$5 DJ	01	107.5800	US	
							ECBOT TRADES				
2/18/5	F1			6			MAR 05 CBT MINI \$5 DJ	01	107.6700	US	
							ECBOT TRADES				
2/18/5	F1		2				MAR 05 CBT MINI \$5 DJ	01	107.9000	US	
							ECBOT TRADES				
2/18/5	F1		4				MAR 05 CBT MINI \$5 DJ	01	107.9100	US	
							ECBOT TRADES				
	F1		18*			18*				US	126 00DR
	F1						AVERAGE LONG: 107.619	CLEARING/PRCSNG FEES	US		1.80DR
	F1						AVERAGE SHORT: 107.606	EXCHANGE FEES	US		27 00DR
	F1							NFA FEES	US		.72DR
	F1							TRANSACTION FEES	US		18 00DR
2/18/5	F1		12				MAR 05 EMINI S&P 500	16	1199.50	US	
							GLOBEX TRADE				
2/18/5	F1		12				MAR 05 EMINI S&P 500	16	1199.75	US	
							GLOBEX TRADE				
2/18/5	F1		18				MAR 05 EMINI S&P 500	16	1200.00	US	
							GLOBEX TRADE				
2/18/5	F1		12				MAR 05 EMINI S&P 500	16	1200.25	US	
							GLOBEX TRADE				
2/18/5	F1			6			MAR 05 EMINI S&P 500	16	1200.25	US	
							GLOBEX TRADE				
2/18/5	F1		6				MAR 05 EMINI S&P 500	16	1200.50	US	
							GLOBEX TRADE				
2/18/5	F1		6				MAR 05 EMINI S&P 500	16	1200.75	US	
							GLOBEX TRADE				
2/18/5	F1			12			MAR 05 EMINI S&P 500	16	1200.75	US	
							GLOBEX TRADE				
2/18/5	F1			12			MAR 05 EMINI S&P 500	16	1201.00	US	
							GLOBEX TRADE				
2/18/5	F1			24			MAR 05 EMINI S&P 500	16	1202.00	US	
							GLOBEX TRADE				
	F1		66*			54*				US	300 00DR
	F1						AVERAGE LONG: 1200.022	CLEARING/PRCSNG FEES	US		76.80DR
	F1						AVERAGE SHORT: 1201.305	EXCHANGE FEES	US		60.00DR
	F1							NFA FEES	US		2.40DR
	F1							TRANSACTION FEES	US		60.00DR

Please report any differences immediately to your broker or Customer Service at 1-800-358-3143. The failure to immediately exercise your right to have errors corrected will be deemed your agreement that this statement is correct and ratified. Notwithstanding the foregoing we may, upon discovery of any error or omission, correct the error or omission and put the account in the same position it would have been in if the error or omission had not occurred. Customers should be aware that information concerning settlement prices, option expiration dates and last trading dates are provided by an outside service and is subject to change without notice. Accordingly, there is no guarantee that such information is or will remain accurate. Customers are therefore directed to confirm all such information with their broker prior to trading or taking other action in reliance upon this information.

E. & O E.
RETAIN FOR TAX RECORDS

DAILY COMMODITY STATEMENT

ACCOUNT NUMBER: E G27 SARDKR 40118
STATEMENT DATE: FEB 18, 2005



INTRODUCED BY:
VANKAR TRADING CORP

SARDAUKAR HOLDINGS IBC (DIR)
* * *INTERNATIONAL CONSULTANTS & REFERRALS INC* * *
14 WALL STREET (E/S)
20TH FLOOR
NEW YORK NY 10005

PAGE 2

TRADE	SETTL	AT	BUY	SELL	PURCHASE & CONTRACT DESCRIPTION	EX	TRADE PRICE	CC	DEBIT/CREDIT
2/18/5	F1		5		MAR 05 CBT MINI \$5 DJ	01	107.4700	US	
2/18/5	F1		7		MAR 05 CBT MINI \$5 DJ	01	107.4800	US	
2/18/5	F1			6	MAR 05 CBT MINI \$5 DJ	01	107.5700	US	
2/18/5	F1			6	MAR 05 CBT MINI \$5 DJ	01	107.5800	US	
2/18/5	F1			6	MAR 05 CBT MINI \$5 DJ	01	107.6700	US	
2/18/5	F1		2		MAR 05 CBT MINI \$5 DJ	01	107.9000	US	
2/18/5	F1		4		MAR 05 CBT MINI \$5 DJ	01	107.9100	US	
2/18/5	F1		18*	18*					
GROSS PROFIT OR LOSS US									115.00DR
NET PROFIT OR LOSS FROM TRADES US									115.00DR
2/11/5	F1			6	MAR 05 EMINI S&P 500	16	1206.50	US	
2/18/5	F1		12		LOBEX TRADE				
2/18/5	F1		12		MAR 05 EMINI S&P 500	16	1199.50	US	
2/18/5	F1		18		LOBEX TRADE				
2/18/5	F1		12		MAR 05 EMINI S&P 500	16	1199.75	US	
2/18/5	F1		12		LOBEX TRADE				
2/18/5	F1		6		MAR 05 EMINI S&P 500	16	1200.00	US	
2/18/5	F1		6		LOBEX TRADE				
2/18/5	F1		6		MAR 05 EMINI S&P 500	16	1200.25	US	
2/18/5	F1		6		LOBEX TRADE				
2/18/5	F1		60*	60*					
GROSS PROFIT OR LOSS US									5,625.00
NET PROFIT OR LOSS FROM TRADES US									5,625.00
TRADE	SETTL	AT	LONG	SHORT	OPEN POSITIONS CONTRACT DESCRIPTION	EX	PRICE	CC	DEBIT/CREDIT
2/18/5	F1		6		MAR 05 EMINI S&P 500	16	1200.75	US	465.00
			6*		LOBEX TRADE				
					AVERAGE LONG:		1200.750		
					CLOSE:		1202.30		465.00
					*** U.S. DOLLARS ***				
					** CONVERTED TOTAL *				
BEGINNING BALANCE				325,118.89				325,118.89	
COMMISSION				426.00DR				426.00DR	
CLEARING/PROCESSING FEES				78.60DR				78.60DR	
EXCHANGE FEES				87.00DR				87.00DR	

Please report any differences immediately to your broker or Customer Service at 1-800-358-3143. The failure to immediately exercise your right to have errors corrected will be deemed your agreement that this statement is correct and ratified. Notwithstanding the foregoing we may, upon discovery of any error or omission, correct the error or omission and put the account in the same position it would have been in if the error or omission had not occurred. Customers should be aware that information concerning settlement prices, option expiration dates and last trading dates are provided by an outside service and is subject to change without notice. Accordingly, there is no guarantee that such information is or will remain accurate. Customers are therefore directed to confirm all such information with their broker prior to trading or taking other action in reliance upon this information.

E. & O.E.
RETAIN FOR TAX RECORDS

DAILY COMMODITY STATEMENT

ACCOUNT NUMBER E G27 SARDKR 40118
 STATEMENT DATE: FEB 18, 2005



INTRODUCED BY:
 VANKAR TRADING CORP

SARDAUKAR HOLDINGS IBC (DIR)
 * * * INTERNATIONAL CONSULTANTS & REFERRALS INC * * *
 14 WALL STREET (E/S)
 20TH FLOOR
 NEW YORK NY 10005

PAGE 3

	*** U.S. DOLLARS ***	** CONVERTED TOTAL *
TRANSACTION FEES	78.00DR	78.00DR
NFA FEES	3.12DR	3.12DR
TOTAL FEES	246.72DR	246.72DR
GROSS PROFIT OR LOSS	5,510.00	5,510.00
NET PROFIT/LOSS FROM TRADES	4,837.28	4,837.28
ENDING BALANCE	329,956.17	329,956.17
OPEN TRADE EQUITY	465.00	465.00
TOTAL EQUITY	330,421.17	330,421.17
ACCOUNT VALUE AT MARKET	330,421.17	330,421.17
INITIAL MARGIN REQUIREMENT	23,625.00	23,625.00
MAINTENANCE MARGIN REQUIREMENT	18,900.00	18,900.00
EXCESS EQUITY	306,796.17	306,796.17

Please report any differences immediately to your broker or Customer Service at 1-800-358-3143. The failure to immediately exercise your right to have errors corrected will be deemed your agreement that this statement is correct and ratified. Notwithstanding the foregoing we may, upon discovery of any error or omission, correct the error or omission and put the account in the same position it would have been in if the error or omission had not occurred. Customers should be aware that information concerning settlement prices, option expiration dates and last trading dates are provided by an outside service and is subject to change without notice. Accordingly, there is no guarantee that such information is or will remain accurate. Customers are therefore directed to confirm all such information with their broker prior to trading or taking other action in reliance upon this information.

E. & O.E.
 RETAIN FOR TAX RECORDS

DAILY COMMODITY STATEMENT

ACCOUNT NUMBER: E G27 SARDKR 40118
STATEMENT DATE: MAR 9, 2005



INTRODUCED BY:
VANKAR TRADING CORP

SARDAUKAR HOLDINGS IBC (DIR)
* * * INTERNATIONAL CONSULTANTS & REFERRALS BVI INC * * *
14 WALL STREET (E/S)
20TH FLOOR
NEW YORK NY 10005

* * * * * C O N F I R M A T I O N * * * * *										
THE FOLLOWING TRADES HAVE BEEN MADE THIS DAY FOR YOUR ACCOUNT AND RISK.										
TRADE	SETTL	AT	BUY	SELL	CONTRACT	DESCRIPTION	EX	TRADE PRICE	CC	DEBIT/CREDIT
3/09/5		F1			3	MAR 05 CBT MINI \$5 DJ	01	108.3700	US	
						ECBOT TRADES				
3/09/5		F1			7	MAR 05 CBT MINI \$5 DJ	01	108.3800	US	
						ECBOT TRADES				
3/09/5		F1	1			MAR 05 CBT MINI \$5 DJ	01	108.9400	US	
						ECBOT TRADES				
3/09/5		F1	9			MAR 05 CBT MINI \$5 DJ	01	108.9500	US	
						ECBOT TRADES				
		F1	10*		10*					70.00DR
		F1				AVERAGE LONG: 108.949				1.00DR
		F1				AVERAGE SHORT: 108.377				15.00DR
		F1								40DR
		F1								10.00DR
		F1								
3/09/5		F1			10	MAR 05 IMM MINI RUSL	16	631.70	US	
						GLOBEX TRADE				
3/09/5		F1	10			MAR 05 IMM MINI RUSL	16	633.70	US	
						GLOBEX TRADE				
		F1	10*		10*					50.00DR
		F1				AVERAGE LONG: 633.700				12.80DR
		F1				AVERAGE SHORT: 631.700				10.00DR
		F1								40DR
		F1								10.00DR
		F1								
3/09/5		F1	20			MAR 05 EMINI S&P 500	16	1207.25	US	
						GLOBEX TRADE				
3/09/5		F1	30			MAR 05 EMINI S&P 500	16	1207.50	US	
						GLOBEX TRADE				
3/09/5		F1			20	MAR 05 EMINI S&P 500	16	1212.25	US	
						GLOBEX TRADE				
3/09/5		F1			40	MAR 05 EMINI S&P 500	16	1212.50	US	
						GLOBEX TRADE				
3/09/5		F1			10	MAR 05 EMINI S&P 500	16	1212.75	US	
						GLOBEX TRADE				
3/09/5		F1			10	MAR 05 EMINI S&P 500	16	1213.00	US	
						GLOBEX TRADE				
3/09/5		F1			10	MAR 05 EMINI S&P 500	16	1214.75	US	
						GLOBEX TRADE				
3/09/5		F1			20	MAR 05 EMINI S&P 500	16	1215.00	US	
						GLOBEX TRADE				
3/09/5		F1	40			MAR 05 EMINI S&P 500	16	1216.25	US	
						GLOBEX TRADE				
3/09/5		F1	20			MAR 05 EMINI S&P 500	16	1218.00	US	
						GLOBEX TRADE				
		F1	110*		110*					550.00DR
		F1				AVERAGE LONG: 1212.545				140.80DR
		F1				AVERAGE SHORT: 1213.181				110.00DR

Please report any differences immediately to your broker or Customer Service at 1-800-358-3143. The failure to immediately exercise your right to have errors corrected will be deemed your agreement that this statement is correct and ratified. Notwithstanding the foregoing we may, upon discovery of any error or omission, correct the error or omission and put the account in the same position it would have been in if the error or omission had not occurred. Customers should be aware that information concerning settlement prices, option expiration dates and last trading dates are provided by an outside service and is subject to change without notice. Accordingly, there is no guarantee that such information is or will remain accurate. Customers are therefore directed to confirm all such information with their broker prior to trading or taking other action in reliance upon this information.

E. & O E.
RETAIN FOR TAX RECORDS

DAILY COMMODITY STATEMENT

ACCOUNT NUMBER: E G27 SARDKR 40118
 STATEMENT DATE: MAR 9, 2005



INTRODUCED BY:
 VANKAR TRADING CORP

SARDAUKAR HOLDINGS IBC (DIR)
 * * *INTERNATIONAL CONSULTANTS & REFERRALS BVI INC* * *
 14 WALL STREET (E/S)
 20TH FLOOR
 NEW YORK NY 10005

PAGE 3

	*** U.S. DOLLARS ***	** CONVERTED TOTAL *
BEGINNING BALANCE	1,108,286.17	1,108,286.17
COMMISSION	670.00DR	670.00DR
CLEARING/PROCESSING FEES	154.60DR	154.60DR
EXCHANGE FEES	135.00DR	135.00DR
TRANSACTION FEES	130.00DR	130.00DR
NFA FEES	5.20DR	5.20DR
TOTAL FEES	424.80DR	424.80DR
GROSS PROFIT OR LOSS	1,360.00DR	1,360.00DR
NET PROFIT/LOSS FROM TRADES	2,454.80DR	2,454.80DR
ENDING BALANCE	1,105,831.37	1,105,831.37
OPEN TRADE EQUITY	2,875.00DR	2,875.00DR
TOTAL EQUITY	1,102,956.37	1,102,956.37
ACCOUNT VALUE AT MARKET	1,302,956.37	1,102,956.37
INITIAL MARGIN REQUIREMENT	39,375.00	39,375.00
MAINTENANCE MARGIN REQUIREMENT	31,500.00	31,500.00
EXCESS EQUITY	1,063,581.37	1,063,581.37

Please report any differences immediately to your broker or Customer Service at 1-800-358-3143. The failure to immediately exercise your right to have errors corrected will be deemed your agreement that this statement is correct and ratified. Notwithstanding the foregoing we may, upon discovery of any error or omission, correct the error or omission and put the account in the same position it would have been in if the error or omission had not occurred. Customers should be aware that information concerning settlement prices, option expiration dates and last trading dates are provided by an outside service and is subject to change without notice. Accordingly, there is no guarantee that such information is or will remain accurate. Customers are therefore directed to confirm all such information with their broker prior to trading or taking other action in reliance upon this information.

E. & O.E.
 RETAIN FOR TAX RECORDS

DAILY COMMODITY STATEMENT

ACCOUNT NUMBER: E G27 SARDKR 40118
STATEMENT DATE: MAR 28, 2005



INTRODUCED BY:
VANKAR TRADING CORP

SARDAUKAR HOLDINGS IBC (DIR)
* * * INTERNATIONAL CONSULTANTS AND REFERRALS BVI INC * * *
14 WALL STREET (E/S)
20TH FLOOR
NEW YORK NY 10005

* * * * * C O N F I R M A T I O N * * * * *												
THE FOLLOWING TRADES HAVE BEEN MADE THIS DAY FOR YOUR ACCOUNT AND RISK												
TRADE	SETTL	AT	BUY	SELL	CONTRACT	DESCRIPTION	EX	TRADE	PRICE	CC	DEBIT/CREDIT	
3/28/5		F1		10	JUN 05	CBT MINI \$5 DJ	01	104.9500	US			
3/28/5		F1	4		JUN 05	CBT MINI \$5 DJ	01	105.0500	US			
3/28/5		F1	6		JUN 05	CBT MINI \$5 DJ	01	105.0600	US			
		F1	10*	10*		ECBOT TRADES						
		F1				AVERAGE LONG:	105.056				COMMISSION US	70.00DR
		F1				AVERAGE SHORT:	104.950				CLEARING/PRCSNG FEES US	1.00DR
		F1									EXCHANGE FEES US	15.00DR
		F1									NFA FEES US	.40DR
		F1									TRANSACTION FEES US	10.00DR
3/28/5		F1		16	JUN 05	EMINI S&P 500	16	1177.50	US			
3/28/5		F1		4	JUN 05	EMINI S&P 500	16	1177.75	US			
3/28/5		F1		10	JUN 05	EMINI S&P 500	16	1178.00	US			
3/28/5		F1		30	JUN 05	EMINI S&P 500	16	1178.25	US			
3/28/5		F1		10	JUN 05	EMINI S&P 500	16	1178.50	US			
3/28/5		F1	39		JUN 05	EMINI S&P 500	16	1181.00	US			
3/28/5		F1	31		JUN 05	EMINI S&P 500	16	1181.25	US			
		F1	70*	70*		ECBOT TRADES						
		F1				AVERAGE LONG:	1181.110				COMMISSION US	350.00DR
		F1				AVERAGE SHORT:	1178.050				CLEARING/PRCSNG FEES US	89.60DR
		F1									EXCHANGE FEES US	70.00DR
		F1									NFA FEES US	2.80DR
		F1									TRANSACTION FEES US	70.00DR
* * * * * P U R C H A S E & S A L E * * * * *												
TRADE	SETTL	AT	BUY	SELL	CONTRACT	DESCRIPTION	EX	TRADE	PRICE	CC	DEBIT/CREDIT	
3/28/5		F1		10	JUN 05	CBT MINI \$5 DJ	01	104.9500	US			
3/28/5		F1	4		JUN 05	CBT MINI \$5 DJ	01	105.0500	US			
3/28/5		F1	6		JUN 05	CBT MINI \$5 DJ	01	105.0600	US			
		F1	10*	10*							GROSS PROFIT OR LOSS US	530.00DR
		F1									NET PROFIT OR LOSS FROM TRADES US	530.00DR
3/28/5		F1		16	JUN 05	EMINI S&P 500	16	1177.50	US			
		F1				ECBOT TRADES						

E. & O.E.
RETAIN FOR TAX RECORDS

Please report any differences immediately to your broker or Customer Service at 1-800-358-3143. The failure to immediately exercise your right to have errors corrected will be deemed your agreement that this statement is correct and ratified. Notwithstanding the foregoing we may, upon discovery of any error or omission, correct the error or omission and put the account in the same position it would have been in if the error or omission had not occurred. Customers should be aware that information concerning settlement prices, option expiration dates and last trading dates are provided by an outside service and is subject to change without notice. Accordingly, there is no guarantee that such information is or will remain accurate. Customers are therefore directed to confirm all such information with their broker prior to trading or taking other action in reliance upon this information.

DAILY COMMODITY STATEMENT

ACCOUNT NUMBER: E G27 SARDKR 40118
STATEMENT DATE: MAR 28, 2005



INTRODUCED BY:
VANKAR TRADING CORP

SARDAUKAR HOLDINGS IBC (DIR)
* * * INTERNATIONAL CONSULTANTS AND REFERRALS BVI INC * * *
14 WALL STREET (E/S)
20TH FLOOR
NEW YORK NY 10005

PAGE 2

TRADE	SETTL	AT	BUY	SELL	CONTRACT DESCRIPTION	EX	TRADE PRICE	CC	DEBIT/CREDIT
3/28/5		F1		4	JUN 05 EMINI S&P 500 GLOBEX TRADE	16	1177.75	US	
3/28/5		F1		10	JUN 05 EMINI S&P 500 GLOBEX TRADE	16	1178.00	US	
3/28/5		F1		30	JUN 05 EMINI S&P 500 GLOBEX TRADE	16	1178.25	US	
3/28/5		F1		10	JUN 05 EMINI S&P 500 GLOBEX TRADE	16	1178.50	US	
3/28/5		F1	39		JUN 05 EMINI S&P 500 GLOBEX TRADE	16	1181.00	US	
3/28/5		F1	31		JUN 05 EMINI S&P 500 GLOBEX TRADE	16	1181 25	US	
		F1	70*	70*					
		F1							10,712.50DR
									10,712.50DR
									NET PROFIT OR LOSS FROM TRADES US
									GROSS PROFIT OR LOSS US

TRADE	SETTL	AT	LONG	SHORT	CONTRACT DESCRIPTION	EX	PRICE	CC	DEBIT/CREDIT
3/23/5		F1	1		JUN 05 EMINI S&P 500 GLOBEX TRADE	16	1172.75	US	232.50
3/23/5		F1	9		JUN 05 EMINI S&P 500 GLOBEX TRADE	16	1177.50	US	45 00DR
			10*						
					AVERAGE LONG:		1177.025		
						CLOSE	1177 40		187 50

	*** U.S. DOLLARS ***	** CONVERTED TOTAL *
BEGINNING BALANCE	1,335,531.73	1,335,531.73
COMMISSION	420.00DR	420.00DR
CLEARING/PROCESSING FEES	90.60DR	90.60DR
EXCHANGE FEES	85.00DR	85.00DR
TRANSACTION FEES	80.00DR	80.00DR
NFA FEES	3.20DR	3.20DR
TOTAL FEES	258.80DR	258.80DR
GROSS PROFIT OR LOSS	11,242.50DR	11,242.50DR
NET PROFIT/LOSS FROM TRADES	11,921.30DR	11,921.30DR
ENDING BALANCE	1,323,610.43	1,323,610.43
OPEN TRADE EQUITY	187.50	187.50
TOTAL EQUITY	1,323,797.93	1,323,797.93
ACCOUNT VALUE AT MARKET	1,323,797.93	1,323,797.93
INITIAL MARGIN REQUIREMENT	39,375.00	39,375.00
MAINTENANCE MARGIN REQUIREMENT	31,500.00	31,500.00
EXCESS EQUITY	1,284,422.93	1,284,422.93

Please report any differences immediately to your broker or Customer Service at 1-800-358-3143. The failure to immediately exercise your right to have errors corrected will be deemed your agreement that this statement is correct and ratified. Notwithstanding the foregoing we may, upon discovery of any error or omission, correct the error or omission and put the account in the same position it would have been in if the error or omission had not occurred. Customers should be aware that information concerning settlement prices, option expiration dates and last trading dates are provided by an outside service and is subject to change without notice. Accordingly, there is no guarantee that such information is or will remain accurate. Customers are therefore directed to confirm all such information with their broker prior to trading or taking other action in reliance upon this information.

E & O.E.
RETAIN FOR TAX RECORDS

DAILY COMMODITY STATEMENT

ACCOUNT NUMBER: E G27 SARDKR 40118
STATEMENT DATE: APR 14, 2005



INTRODUCED BY:
VANKAR TRADING CORP

SARDAUKAR HOLDINGS IBC (DIR)
* * *INTERNATIONAL CONSULTANTS AND REFERRALS INC* * *
14 WALL STREET (E/S)
20TH FLOOR
NEW YORK NY 10005

* * * * * C O N F I R M A T I O N * * * * *										
THE FOLLOWING TRADES HAVE BEEN MADE THIS DAY FOR YOUR ACCOUNT AND RISK.										
TRADE	SETTL	AT	BUY	SELL	CONTRACT DESCRIPTION	EX	TRADE PRICE	CC	DEBIT/CREDIT	
4/14/5	F1			10	JUN 05 CBT MINI \$5 DJ	01	102.9700	US		
4/14/5	F1		20		ECBOT TRADES					
4/14/5	F1		10		JUN 05 CBT MINI \$5 DJ	01	103.9000	US		
4/14/5	F1			20	ECBOT TRADES					
4/14/5	F1		30*	30*	JUN 05 CBT MINI \$5 DJ	01	104.2300	US		
	F1				ECBOT TRADES					
	F1				AVERAGE LONG: 103.910			COMMISSION US	210.00DR	
	F1				AVERAGE SHORT: 103.810			CLEARING/PRCSNG FEES US	3.00DR	
	F1							EXCHANGE FEES US	45.00DR	
	F1							NFA FEES US	1.20DR	
	F1							TRANSACTION FEES US	30.00DR	
4/14/5	F1			10	JUN 05 IMM MINI RUSL	16	596.20	US		
4/14/5	F1		10		GLOBEX TRADE					
4/14/5	F1		10*	10*	JUN 05 IMM MINI RUSL	16	598.00	US		
	F1				GLOBEX TRADE					
	F1				AVERAGE LONG: 598.000			COMMISSION US	50.00DR	
	F1				AVERAGE SHORT: 596.200			CLEARING/PRCSNG FEES US	12.80DR	
	F1							EXCHANGE FEES US	10.00DR	
	F1							NFA FEES US	.40DR	
	F1							TRANSACTION FEES US	10.00DR	
4/14/5	F1		10		JUN 05 EMINI S&P 500	16	1161.75	US		
4/14/5	F1			20	GLOBEX TRADE					
4/14/5	F1			10	JUN 05 EMINI S&P 500	16	1164.00	US		
4/14/5	F1			10	GLOBEX TRADE					
4/14/5	F1		20		JUN 05 EMINI S&P 500	16	1167.25	US		
4/14/5	F1			10	GLOBEX TRADE					
4/14/5	F1		20		JUN 05 EMINI S&P 500	16	1170.50	US		
4/14/5	F1			20	GLOBEX TRADE					
4/14/5	F1		20		JUN 05 EMINI S&P 500	16	1172.00	US		
4/14/5	F1			20	GLOBEX TRADE					
4/14/5	F1		20		JUN 05 EMINI S&P 500	16	1173.50	US		
4/14/5	F1			20	GLOBEX TRADE					
4/14/5	F1		10		JUN 05 EMINI S&P 500	16	1174.25	US		
4/14/5	F1			20	GLOBEX TRADE					
4/14/5	F1		10		JUN 05 EMINI S&P 500	16	1174.50	US		
4/14/5	F1			20	GLOBEX TRADE					
4/14/5	F1		80*	80*	JUN 05 EMINI S&P 500	16	1176.75	US		
4/14/5	F1			20	GLOBEX TRADE					
4/14/5	F1			20	JUN 05 EMINI S&P 500	16	1177.25	US		
	F1				GLOBEX TRADE					
	F1				AVERAGE LONG: 1171.968			COMMISSION US	400.00DR	
	F1				AVERAGE SHORT: 1171.718			CLEARING/PRCSNG FEES US	102.40DR	
	F1							EXCHANGE FEES US	80.00DR	

Please report any differences immediately to your broker or Customer Service at 1-800-358-3143. The failure to immediately exercise your right to have errors corrected will be deemed your agreement that this statement is correct and ratified. Notwithstanding the foregoing we may, upon discovery of any error or omission, correct the error or omission and put the account in the same position it would have been in if the error or omission had not occurred. Customers should be aware that information concerning settlement prices, option expiration dates and last trading dates are provided by an outside service and is subject to change without notice. Accordingly, there is no guarantee that such information is or will remain accurate. Customers are therefore directed to confirm all such information with their broker prior to trading or taking other action in reliance upon this information.

E. & O.E.
RETAIN FOR TAX RECORDS

DAILY COMMODITY STATEMENT

ACCOUNT NUMBER: E G27 SARDKR 40118
 STATEMENT DATE: APR 14, 2005



INTRODUCED BY:
 VANKAR TRADING CORP

SARDAUKAR HOLDINGS IBC (DIR)
 * * * INTERNATIONAL CONSULTANTS AND REFERRALS INC * * *
 14 WALL STREET (E/S)
 20TH FLOOR
 NEW YORK NY 10005

PAGE 2

TRADE	SETTL	AT	BUY	SELL	CONTRACT DESCRIPTION	EX	TRADE PRICE	CC	DEBIT/CREDIT
		F1							
		F1					NFA FEES US		3.20DR
							TRANSACTION FEES US		80.00DR
* * *	* * *	* * *	* * *	* * *	P U R C H A S E & S A L E * * *				* * *
TRADE	SETTL	AT	BUY	SELL	CONTRACT DESCRIPTION	EX	TRADE PRICE	CC	DEBIT/CREDIT
4/14/5		F1		10	JUN 05 CBT MINI \$5 DJ	01	102.9700	US	
4/14/5		F1	20		JUN 05 CBT MINI \$5 DJ	01	103.9000	US	
4/14/5		F1	10		JUN 05 CBT MINI \$5 DJ	01	103.9300	US	
4/14/5		F1		20	JUN 05 CBT MINI \$5 DJ	01	104.2300	US	
		F1	30*	30*					GROSS PROFIT OR LOSS US
		F1							NET PROFIT OR LOSS FROM TRADES US
									1,500.00DR
4/14/5		F1		10	JUN 05 IMM MINI RUSL	16	596.20	US	
4/14/5		F1	10		GLOBEX TRADE				
4/14/5		F1	10*	10*	JUN 05 IMM MINI RUSL	16	598.00	US	
		F1							GROSS PROFIT OR LOSS US
		F1							NET PROFIT OR LOSS FROM TRADES US
									1,800.00DR
4/14/5		F1	10		JUN 05 EMINI S&P 500	16	1161.75	US	
4/14/5		F1		20	GLOBEX TRADE				
4/14/5		F1		10	JUN 05 EMINI S&P 500	16	1164.00	US	
4/14/5		F1		10	GLOBEX TRADE				
4/14/5		F1		10	JUN 05 EMINI S&P 500	16	1167.25	US	
4/14/5		F1		10	GLOBEX TRADE				
4/14/5		F1	20		JUN 05 EMINI S&P 500	16	1170.50	US	
4/14/5		F1		20	GLOBEX TRADE				
4/14/5		F1	20		JUN 05 EMINI S&P 500	16	1172.00	US	
4/14/5		F1		20	GLOBEX TRADE				
4/14/5		F1	20		JUN 05 EMINI S&P 500	16	1173.50	US	
4/14/5		F1		20	GLOBEX TRADE				
4/14/5		F1	20		JUN 05 EMINI S&P 500	16	1174.25	US	
4/14/5		F1		20	GLOBEX TRADE				
4/14/5		F1	10		JUN 05 EMINI S&P 500	16	1174.50	US	
4/14/5		F1		20	GLOBEX TRADE				
4/14/5		F1		20	JUN 05 EMINI S&P 500	16	1176.75	US	
4/14/5		F1		20	GLOBEX TRADE				
4/14/5		F1	80*	80*	JUN 05 EMINI S&P 500	16	1177.25	US	
		F1							GROSS PROFIT OR LOSS US
		F1							NET PROFIT OR LOSS FROM TRADES US
									1,000.00DR
									1,000.00DR
* * *	* * *	* * *	* * *	* * *	O P E N P O S I T I O N S				* * *
TRADE	SETTL	AT	LONG	SHORT	CONTRACT DESCRIPTION	EX	PRICE	CC	DEBIT/CREDIT
4/11/5		F1	10		JUN 05 EMINI S&P 500	16	1187.00	US	13,200.00DR
			10*		GLOBEX TRADE				
					AVERAGE LONG:		1187.000		
						CLOSE	1160.60		13,200.00DR

Please report any differences immediately to your broker or Customer Service at 1-800-358-3143. The failure to immediately exercise your right to have errors corrected will be deemed your agreement that this statement is correct and ratified. Notwithstanding the foregoing we may, upon discovery of any error or omission, correct the error or omission and put the account in the same position it would have been in if the error or omission had not occurred. Customers should be aware that information concerning settlement prices, option expiration dates and last trading dates are provided by an outside service and is subject to change without notice. Accordingly, there is no guarantee that such information is or will remain accurate. Customers are therefore directed to confirm all such information with their broker prior to trading or taking other action in reliance upon this information.

E. & O.E.
 RETAIN FOR TAX RECORDS

28

DAILY COMMODITY STATEMENT

ACCOUNT NUMBER: E G27 SARDKR 40118
 STATEMENT DATE: APR 14, 2005



INTRODUCED BY:
 VANKAR TRADING CORP

SARDAUKAR HOLDINGS IBC (DIR)
 * * * INTERNATIONAL CONSULTANTS AND REFERRALS INC * * *
 14 WALL STREET (E/S)
 20TH FLOOR
 NEW YORK NY 10005

PAGE 3

	*** U.S. DOLLARS ***	** CONVERTED TOTAL *
BEGINNING BALANCE	1,339,342.93	1,339,342.93
COMMISSION	660.00DR	660.00DR
CLEARING/PROCESSING FEES	118.20DR	118.20DR
EXCHANGE FEES	135.00DR	135.00DR
TRANSACTION FEES	120.00DR	120.00DR
NFA FEES	4.80DR	4.80DR
TOTAL FEES	378.00DR	378.00DR
GROSS PROFIT OR LOSS	4,300.00DR	4,300.00DR
NET PROFIT/LOSS FROM TRADES	5,338.00DR	5,338.00DR
ENDING BALANCE	1,334,004.93	1,334,004.93
OPEN TRADE EQUITY	13,200.00DR	13,200.00DR
TOTAL EQUITY	1,320,804.93	1,320,804.93
ACCOUNT VALUE AT MARKET	1,320,804.93	1,320,804.93
INITIAL MARGIN REQUIREMENT	139,375.00	139,375.00
MAINTENANCE MARGIN REQUIREMENT	131,500.00	131,500.00
EXCESS EQUITY	1,281,429.93	1,281,429.93

Please report any differences immediately to your broker or Customer Service at 1-800-358-3143. The failure to immediately exercise your right to have errors corrected will be deemed your agreement that this statement is correct and ratified. Notwithstanding the foregoing we may, upon discovery of any error or omission, correct the error or omission and put the account in the same position it would have been in if the error or omission had not occurred. Customers should be aware that information concerning settlement prices, option expiration dates and last trading dates are provided by an outside service and is subject to change without notice. Accordingly, there is no guarantee that such information is or will remain accurate. Customers are therefore directed to confirm all such information with their broker prior to trading or taking other action in reliance upon this information.

E. & O.E.
 RETAIN FOR TAX RECORDS

DAILY COMMODITY STATEMENT

ACCOUNT NUMBER: E G27 SARDKR 40118
STATEMENT DATE: MAY 2, 2005



INTRODUCED BY:
VANKAR TRADING CORP

SARDAUKAR HOLDINGS IBC (DIR)
* * *INTERNATIONAL CONSULTANTS AND REFERRALS INC* * *
14 WALL STREET (E/S)
20TH FLOOR
NEW YORK NY 10005

* * * * * C O N F I R M A T I O N * * * * *										
THE FOLLOWING TRADES HAVE BEEN MADE THIS DAY FOR YOUR ACCOUNT AND RISK.										
TRADE	SETTL	AT	BUY	SELL	CONTRACT DESCRIPTION	EX	TRADE	PRICE	CC	DEBIT/CREDIT
5/02/5		F1		10	JUN 05 CBT MINI \$5 DJ	01	102.2900	US		
5/02/5		F1	2		ECBOT TRADES					
5/02/5		F1	8		JUN 05 CBT MINI \$5 DJ	01	102.3300	US		
5/02/5		F1		10	ECBOT TRADES					
5/02/5		F1		10	JUN 05 CBT MINI \$5 DJ	01	102.3400	US		
5/02/5		F1		10	ECBOT TRADES					
5/02/5		F1	20		JUN 05 CBT MINI \$5 DJ	01	102.3900	US		
5/02/5		F1	30*		ECBOT TRADES					
		F1		30*						COMMISSION US 210.00DR
		F1			AVERAGE LONG: 102.412					CLEARING/PRCSNG FEES US 3.00DR
		F1			AVERAGE SHORT: 102.360					EXCHANGE FEES US 45.00DR
		F1								NFA FEES US 1.20DR
		F1								TRANSACTION FEES US 30.00DR
5/02/5		F1		10	JUN 05 EMINI S&P 500	16	1159.25	US		
5/02/5		F1		40	GLOBEX TRADE					
5/02/5		F1	10		JUN 05 EMINI S&P 500	16	1159.75	US		
5/02/5		F1		2	GLOBEX TRADE					
5/02/5		F1		28	JUN 05 EMINI S&P 500	16	1160.00	US		
5/02/5		F1		20	GLOBEX TRADE					
5/02/5		F1	20		JUN 05 EMINI S&P 500	16	1160.25	US		
5/02/5		F1		20	GLOBEX TRADE					
5/02/5		F1	20		JUN 05 EMINI S&P 500	16	1160.50	US		
5/02/5		F1		30	GLOBEX TRADE					
5/02/5		F1	40		JUN 05 EMINI S&P 500	16	1161.25	US		
5/02/5		F1		10	GLOBEX TRADE					
5/02/5		F1	10		JUN 05 EMINI S&P 500	16	1161.75	US		
5/02/5		F1		10	GLOBEX TRADE					
5/02/5		F1	100*		JUN 05 EMINI S&P 500	16	1162.50	US		
5/02/5		F1		120*	GLOBEX TRADE					
		F1								COMMISSION US 550.00DR
		F1			AVERAGE LONG: 1162.200					CLEARING/PRCSNG FEES US 140.80DR
		F1			AVERAGE SHORT: 1160.850					EXCHANGE FEES US 110.00DR
		F1								NFA FEES US 4.40DR
		F1								TRANSACTION FEES US 110.00DR

Please report any differences immediately to your broker or Customer Service at 1-800-358-3143. The failure to immediately exercise your right to have errors corrected will be deemed your agreement that this statement is correct and ratified. Notwithstanding the foregoing we may, upon discovery of any error or omission, correct the error or omission and put the account in the same position it would have been in if the error or omission had not occurred. Customers should be aware that information concerning settlement prices, option expiration dates and last trading dates are provided by an outside service and is subject to change without notice. Accordingly, there is no guarantee that such information is or will remain accurate. Customers are therefore directed to confirm all such information with their broker prior to trading or taking other action in reliance upon this information.

E. & O.E
RETAIN FOR TAX RECORDS

DAILY COMMODITY STATEMENT

ACCOUNT NUMBER: E G27 SARDKR 40118
STATEMENT DATE: MAY 2, 2005



INTRODUCED BY:
VANKAR TRADING CORP

SARDAUKAR HOLDINGS IBC (DIR)
* * * INTERNATIONAL CONSULTANTS AND REFERRALS INC * * *
14 WALL STREET (E/S)
20TH FLOOR
NEW YORK NY 10005

PAGE 2

TRADE	SETTL	AT	BUY	SELL	CONTRACT	DESCRIPTION	EX	TRADE PRICE	CC	DEBIT/CREDIT	
5/02/5		F1			10	JUN 05 CBT MINI \$5 DJ	01	102.2900	US		
5/02/5		F1	2			JUN 05 CBT MINI \$5 DJ	01	102.3300	US		
5/02/5		F1	8			JUN 05 CBT MINI \$5 DJ	01	102.3400	US		
5/02/5		F1			10	JUN 05 CBT MINI \$5 DJ	01	102.3900	US		
5/02/5		F1			10	JUN 05 CBT MINI \$5 DJ	01	102.4000	US		
5/02/5		F1	20			JUN 05 CBT MINI \$5 DJ	01	102.4500	US		
		F1	30*		30*					GROSS PROFIT OR LOSS US 790.00DR	
		F1								NET PROFIT OR LOSS FROM TRADES US 790.00DR	
4/29/5		F1	10			JUN 05 EMINI S&P 500	16	1153.75	US		
5/02/5		F1			10	GLOBEX TRADE					
5/02/5		F1			40	JUN 05 EMINI S&P 500	16	1159.25	US		
5/02/5		F1	10			GLOBEX TRADE					
5/02/5		F1			2	JUN 05 EMINI S&P 500	16	1159.75	US		
5/02/5		F1			28	GLOBEX TRADE					
5/02/5		F1	20			JUN 05 EMINI S&P 500	16	1160.00	US		
5/02/5		F1	20			GLOBEX TRADE					
5/02/5		F1			30	JUN 05 EMINI S&P 500	16	1160.25	US		
5/02/5		F1				GLOBEX TRADE					
5/02/5		F1	40			JUN 05 EMINI S&P 500	16	1160.50	US		
5/02/5		F1				GLOBEX TRADE					
5/02/5		F1	10			JUN 05 EMINI S&P 500	16	1161.25	US		
5/02/5		F1				GLOBEX TRADE					
5/02/5		F1	110*		110*	JUN 05 EMINI S&P 500	16	1161.75	US		
		F1				GLOBEX TRADE					
										GROSS PROFIT OR LOSS US 4,275.00DR	
										NET PROFIT OR LOSS FROM TRADES US 4,275.00DR	
TRADE	SETTL	AT	LONG	SHORT	O P E N P O S I T I O N S			EX	PRICE	CC	DEBIT/CREDIT
5/02/5		F1			10	JUN 05 EMINI S&P 500	16	1163.00	US		300.00DR
					10*	GLOBEX TRADE					
						AVERAGE SHORT: 1163.000	CLOSE	1163.60			300 00DR

Please report any differences immediately to your broker or Customer Service at 1-800-358-3143. The failure to immediately exercise your right to have errors corrected will be deemed your agreement that this statement is correct and ratified. Notwithstanding the foregoing we may, upon discovery of any error or omission, correct the error or omission and put the account in the same position it would have been in if the error or omission had not occurred. Customers should be aware that information concerning settlement prices, option expiration dates and last trading dates are provided by an outside service and is subject to change without notice. Accordingly, there is no guarantee that such information is or will remain accurate. Customers are therefore directed to confirm all such information with their broker prior to trading or taking other action in reliance upon this information.

E. & O.E.
RETAIN FOR TAX RECORDS

DAILY COMMODITY STATEMENT

ACCOUNT NUMBER: E G27 SARDKR 40118
STATEMENT DATE: MAY 2, 2005



INTRODUCED BY:
VANKAR TRADING CORP

SARDAUKAR HOLDINGS IBC (DIR)
* * *INTERNATIONAL CONSULTANTS AND REFERRALS INC* * *
14 WALL STREET (E/S)
20TH FLOOR
NEW YORK NY 10005

PAGE 3

	*** U.S. DOLLARS ***	** CONVERTED TOTAL *
BEGINNING BALANCE	1,427,580.73	1,427,580.73
COMMISSION	760.00DR	760.00DR
CLEARING/PROCESSING FEES	143.80DR	143.80DR
EXCHANGE FEES	155.00DR	155.00DR
TRANSACTION FEES	140.00DR	140.00DR
NFA FEES	5.60DR	5.60DR
TOTAL FEES	444.40DR	444.40DR
GROSS PROFIT OR LOSS	5,065.00DR	5,065.00DR
NET PROFIT/LOSS FROM TRADES	6,269.40DR	6,269.40DR
ENDING BALANCE	1,421,311.33	1,421,311.33
OPEN TRADE EQUITY	300.00DR	300.00DR
TOTAL EQUITY	1,421,011.33	1,421,011.33
ACCOUNT VALUE AT MARKET	1,421,011.33	1,421,011.33
INITIAL MARGIN REQUIREMENT	39,375.00	39,375.00
MAINTENANCE MARGIN REQUIREMENT	31,500.00	31,500.00
EXCESS EQUITY	1,381,636.33	1,381,636.33


Please report any differences immediately to your broker or Customer Service at 1-800-358-3143. The failure to immediately exercise your right to have errors corrected will be deemed your agreement that this statement is correct and ratified. Notwithstanding the foregoing we may, upon discovery of any error or omission, correct the error or omission and put the account in the same position it would have been in if the error or omission had not occurred. Customers should be aware that information concerning settlement prices, option expiration dates and last trading dates are provided by an outside service and is subject to change without notice. Accordingly, there is no guarantee that such information is or will remain accurate. Customers are therefore directed to confirm all such information with their broker prior to trading or taking other action in reliance upon this information.

E. & O.E
RETAIN FOR TAX RECORDS

4. I know of no Ponzi scheme as described in Plaintiffs' Complaint. I know of no investors that have complained at any time of any Ponzi scheme involving either me or Michael Tschebaum. I know of no investors who have lost any money through my referrals to Bradley Stark in connection with Sardaukar. In sum, to my knowledge, neither Sardaukar nor Bradley Stark have conducted any illegal or misleading activities in connection with this lawsuit.

5. To my knowledge, the 2005 Maserati Quatraporte (hereinafter "Maserati") referred to in Plaintiffs' Motion for Preliminary Injunction and Brief in Support, as well as the declaration of Michael J. Quilling, Receiver, in support of Plaintiff's Motion for Preliminary Injunction, was purchased by Bradley C. Stark with funds legitimately earned by me and Michael Tschebaum. No funds of any other investor in Sardaukar were used to purchase the Maserati. Plaintiffs have no legitimate claim to the Maserati, and consequently any attempt to seize the Maserati is clearly without any legal basis.

6. This declaration is made by this Declarant under the penalties of perjury.


Hans Tschebaum